

CLSD LIFE SUPPORT DISTRICT



AGENDA

REGULARLY SCHEDULED MEETING OF THE BOARD OF DIRECTORS

38901 Ocean Drive, Gualala, CA 95445 – Bill Platt Training Room

>>> **Monday August 26, 2024 – 4:00 PM**<<<

Board meetings will also be available via teleconference.

Meeting Link: <https://clsd.my.webex.com/clsd.my/j.php?MTID=med22e4f1ea25cc235b24780525c87429>

1. Call to Order Beaty
2. Adoption of the agenda Beaty
3. Minutes Approval:
 - a. July 22, 2024 Board Meeting Beaty
4. Privilege of the floor Beaty
5. Old Business:
 - a. CLSD Open House Crowl
 - b. CLSD Bylaws Schwartz
6. New Business:
 - a. Director's Oaths; Mendocino and Sonoma County BOD
7. Reports:
 - a. Insurance Review Tilles
 - b. REDCOM Crowl
 - c. Finance: YTD Crowl
 - i. Ambulance revenue – Wittman YTD
 - ii. Expenses
 - d. Ambulance run data/CLSD Activity Crowl
8. Shout out: Open
9. **NEXT BOD MEETINGS:**
September 23rd, 2024
October 28th, 2024
10. Adjourn



**BOARD OF DIRECTORS
MEETING MINUTES
July 22, 2024**

Location: 38901 Ocean Drive Bill Platt Training Room, CLSD Headquarters, Gualala, CA 95445.
Teleconference Meeting Link: <https://clsd.my.webex.com/clsd.my/j.php?MTID>.

BOD Present: Geoff Beaty, Michael Tilles, Naomi Schwartz, Carolyn Andre, Cathleen Crosby, Leslie Tittle, Julie Bower (remotely)

Staff Present: Dave Crowl, District Administrator

Also present: Katrina Bartolomie, Leslie Bates

Minutes by: Naomi Schwartz, BOD Secretary

Meeting called to order at 4:00 PM

After review, the Meeting Agenda was unanimously approved. (CA/LT)

After review, the minutes of the June 24, 2024 BOD meeting were amended to show the loss in FY24 for RCMS/UC was currently \$589,087 Item 1 New Business. (MT/CC)

1. Presentations:

a. Katrina Bartolomie who is the Mendocino County Recorder, County Clerk, County Assessor and in charge of all county elections presented an overview of how CLSD can best take care of its duties in terms of elections and the filling of vacancies to the CLSD BOD.

She clarified that every term is a new term and will as such require filing of specific forms with Mendocino County (see below). She detailed that Michael Tilles, Carolyn Andre, Geoff Beaty and Leslie Tittle would have until 8/9/24 to file their papers with Sonoma County.

The forms to be completed with the appropriate county are:

Declaration of Candidacy ...must be done in person

Form 700 Statement of Economic Interest...again

Form 470 partially completed if not accepting campaign contributions and totally completed if accepting contributions.

Statement of Qualifications for the November ballot. This is optional and involves an additional payment. The candidate is listed on the on the ballot with added information for the voter to read.

The next election is November 5, 2024

She administered the oath of office to Naomi Schwartz and Cathleen Crosby.

b. DA Crowl presented the speech that Marcella Williams presented at the June 2024 CREST meeting to over 60 EMS participants. This was in reference to an incident that occurred over Memorial Day weekend. Mrs. Williams' husband Ian survived a cardiac arrest of over 25 minutes with the assistance of REDCOM, CalFire, CLSD, NSCF and SCVFD. To quote Mrs. Williams, "I know what collaboration and teamwork looks like when it is working."

2. Old Business

a. CLSD Quick Response Vehicle purchase: DA Crowl presented the recommendation from BOD Finance Committee to purchase a Quick Response Vehicle for \$14,500, \$52 a month insurance cost, approximately \$2000 branding cost. This vehicle is currently owned by SCVFD. SCVFD is offering to sell it to CLSD including all the lights/sirens and radios which are worth approximately \$8,000.

(MT/NS approved)

b. CLSD By Laws were presented. It was decided to postpone the discussion until the August 2024 BOD meeting.

3. Reports

a. DA Crowl reported on the new ambulance purchase. It needs branding and radio installation. It is expected that this will be completed in August 2024.

b. OM Golly is away in Minneapolis at an Image Trend conference. Image Trend is the electronic patient care reporting program that CLSD utilizes.

b. DA Crowl reported that 3 CLSD EMTs have enrolled in Napa Valley College paramedic program which will require them being there every Thursday and Friday until completion of the course.

b. DA Crowl presented Ambulance Revenue Report. It was noted that Ambulance Revenue was down approximately \$100,000 from 2023. The FY24 Profit & Loss Budget Overview was presented with discussion about accrual vs. cash budgeting. It was noted that the budget July 2023 through June 2024 was basically a break-even budget for the year. CLSD Run Data Report, Monthly Ambulance Data were presented and found acceptable.

5. Next BOD Meetings: August 26, 2024 and September 23, 2024

The meeting was adjourned at 5:00 PM

CLSD AMBULANCE REVENUE

	A	B	C	D	E	F	G	H	I	J	K	L	M	
	BILLABLE INCIDENTS	CHARGES	MCARE WRITE DOWNS	MCAL WRITE DOWNS	OTHER CONTRACTUAL WRITE DOWNS	AB 716	NET CHARGES	PAYMENTS	REFUNDS	NET PAYMENTS	BAD DEBT WRITE OFFS	OTHER WRITE OFFS	ADJ	NEW A/R BALANCE
FY24														
AUG'23	68	\$ 239,698	\$ 185,174	\$ 48,390	\$ 2,924	\$ -	\$ 3,210	\$ 76,712	\$ 3,516	\$ 73,196	\$ 40,834	\$ 13,358	\$ (738.73)	\$ 423,311
SEPT'23	49	\$ 218,350	\$ 78,953	\$ 52,918	\$ 8,369	\$ -	\$ 78,109	\$ 102,440	\$ 1,785	\$ 100,656	\$ 1,717	\$ 3,721	\$ -	\$ 395,327
*OCT'23	62	\$ 235,995	\$ 33,964	\$ 40,852	\$ 13,770	\$ -	\$ 147,408	\$ 53,689	\$ 727	\$ 52,962	\$ 24,728	\$ 1,477	\$ -	\$ 342,944
NOV'23	49	\$ 153,535	\$ 101,243	\$ 46,704	\$ 6,139	\$ -	\$ (551)	\$ 41,685		\$ 41,685	\$ 10,149		\$ -	\$ 411,183
DEC'23	53	\$ 215,968	\$ 109,438	\$ 20,370	\$ 11,580	\$ -	\$ 74,579	\$ 70,781	\$ 359	\$ 70,422	\$ 23,710	\$ 500	\$ 1,201.61	\$ 392,332
JAN'24	44	\$ 167,921	\$ 69,381	\$ 19,919	\$ 11,871	\$ -	\$ 66,750	\$ 49,322	\$ 959	\$ 48,363	\$ -	\$ 727	\$ -	\$ 409,992
FEB'24	61	\$ 241,696	\$ 119,867	\$ 36,037	\$ 5,491	\$ -	\$ 80,302	\$ 41,251	\$ -	\$ 41,251	\$ 8,531	\$ 4,020	\$ 0.38	\$ 436,493
MAR'24	64	\$ 285,888	\$ 96,015	\$ 39,429	\$ 10,942	\$ 11,511	\$ 127,990	\$ 59,209	\$ 4,904	\$ 54,306	\$ -	\$ 13,562	\$ 28.57	\$ 496,644
APR'24	73	\$ 283,022	\$ 110,293	\$ 41,656	\$ 8,396	\$ 57,021	\$ 65,656	\$ 52,827	\$ -	\$ 52,827	\$ (727)	\$ 727	\$ -	\$ 509,473
MAY'24	67	\$ 243,954	\$ 102,210	\$ 25,870	\$ 10,682	\$ 38,192	\$ 66,999	\$ 58,996	\$ -	\$ 58,996		\$ 5,083	\$ -	\$ 512,393
JUN'24	67	\$ 239,838	\$ 71,593	\$ 51,740	\$ 1,579	\$ 17,497	\$ 97,429	\$ 61,157	\$ 727	\$ 60,430	\$ -	\$ 3,700	\$ -	\$ 545,691
FY25														
JUL'24	73	\$ 248,386	\$ 101,702	\$ 41,655	\$ 6,588	\$ 25,785	\$ 72,655	\$ 82,587	\$ 186	\$ 82,401	\$ -	\$ 7,455	\$ 71.48	\$ 528,562
* see note in cell														
*JUL'23	64	\$ 220,124	\$ 37,027	\$ 12,683	\$ 349	\$ -	\$ 170,065	\$ 94,503		\$ 94,503	\$ -	\$ -	\$ 1,046.06	\$ 416,595

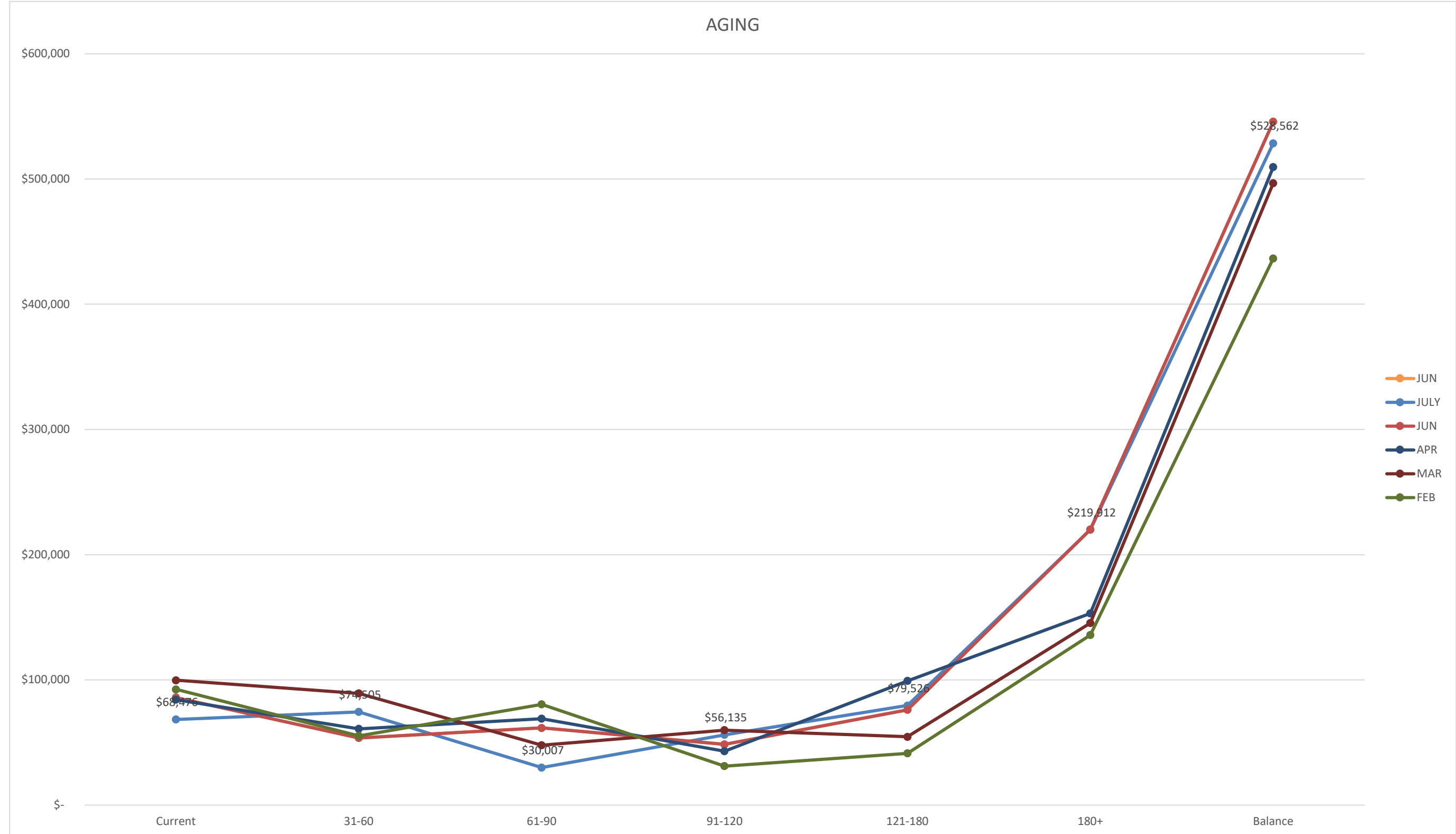
FY To Date	73	\$ 248,386	\$ 101,702	\$ 41,655	\$ 6,588	\$ 25,785	\$ 72,655	\$ 82,587	\$ 186	\$ 82,401	\$ -	\$ 7,455	\$ 71
Last 12 Months	730	\$ 2,774,250	\$ 1,179,834	\$ 465,542	\$ 98,331	\$ 150,006	\$ 880,536	\$ 750,657	\$ 13,162	\$ 737,495	\$ 108,941	\$ 54,330	\$ 563

Monthly Average FY To Date	73	\$ 248,386	\$ 101,702	\$ 41,655	\$ 6,588	\$ 25,785	\$ 72,655	\$ 82,587	\$ 186	\$ 82,401	\$ -	\$ 7,455	\$ 71
Monthly Average Last 12 Months	61	\$ 231,188	\$ 98,320	\$ 38,795	\$ 8,194	\$ 12,501	\$ 73,378	\$ 62,555	\$ 1,097	\$ 61,458	\$ 9,078	\$ 4,527	\$ 47



Mo Avg -FY24 To Date	\$ 94,503
Mo. Avg -AUG22-JUL 23- PRIOR Last 12 Mo.	\$ 66,491

AGING							
Month	Current	31-60	61-90	91-120	121-180	180+	Balance
JULY	\$ 68,476	\$ 74,505	\$ 30,007	\$ 56,135	\$ 79,526	\$ 219,912	\$ 528,562
JUN	\$ 85,811	\$ 53,623	\$ 61,650	\$ 48,535	\$ 76,041	\$ 220,031	\$ 545,691
JUN	\$ 85,811	\$ 53,623	\$ 61,650	\$ 48,535	\$ 76,041	\$ 220,031	\$ 545,691
APR	\$ 84,219	\$ 60,932	\$ 68,975	\$ 43,056	\$ 99,180	\$ 153,111	\$ 509,473
MAR	\$ 99,711	\$ 89,237	\$ 47,850	\$ 59,932	\$ 54,557	\$ 145,357	\$ 496,644
FEB	\$ 92,414	\$ 55,320	\$ 80,450	\$ 31,117	\$ 41,380	\$ 135,818	\$ 436,493

FY25
FY24



**CLSD RUN DATA
PRECEDING 12 MONTHS**

DATE		INCIDENTS		BILLABLE INCIDENTS		AMBULANCE DISPATCH					TO HOSPITAL TRANSPORTS		FROM UC TRANSPORTS		LANDING 	T&R 	# OF HOURS UNAVAIL	# MISSED CALLS
						M	M	M	B	B								
MON	YR					120	122	124*	121*	123*								
July	2024	109	97	75	56	79	26	3	1	0	31	30	4	8	13	25	16	0
June	2024	101	86	69	63	76	24	1	0	0	37	43	9	3	14	22	22	0
May	2024	86	99	67	55	72	14	1	2	0	34	47	6	12	19	17	23	0
Apr	2024	92	85	73	62	71	20	0	1	0	32	34	10	5	12	17	20	0
Mar	2024	88	96	64	54	69	25	1	1	2	43	32	11	8	5	20	20	0
Feb	2024	101	79	74	54	67	28	0	3	3	48	32	10	8	6	20	27	3
Jan	2024	71	91	44	77	56	15	0	0	0	24	58	7	15	8	15	14	0
Dec	2023	77	88	53	67	61	16	0	0	0	42	50	3	10	5	12	14	0
Nov	2023	69	54	51	42	54	15	0	0	0	38	26	4	5	3	10	8	0
Oct	2023	102	74	62	52	76	21	3	2	0	33	28	13	4	12	16	21	0
Sep	2023	72	94	55	75	58	13	2	1	0	33	36	5	10	10	12	12	0
Aug	2023	86	92	68	62	65	19	2	0	0	36	32	5	11	7	21	21	0
TOTALS		1054	1035	755	719	804	236	13	11	5	431	448	87	99	114	207	218	3

ALL SHADED COLUMNS ARE PREVIOUS YEAR DATA

M120 AND M122 ARE 24/7 STAFFED AMBULANCES/*M124,*B121 & *B123 ARE UPSTAFFED WHEN NEEDED

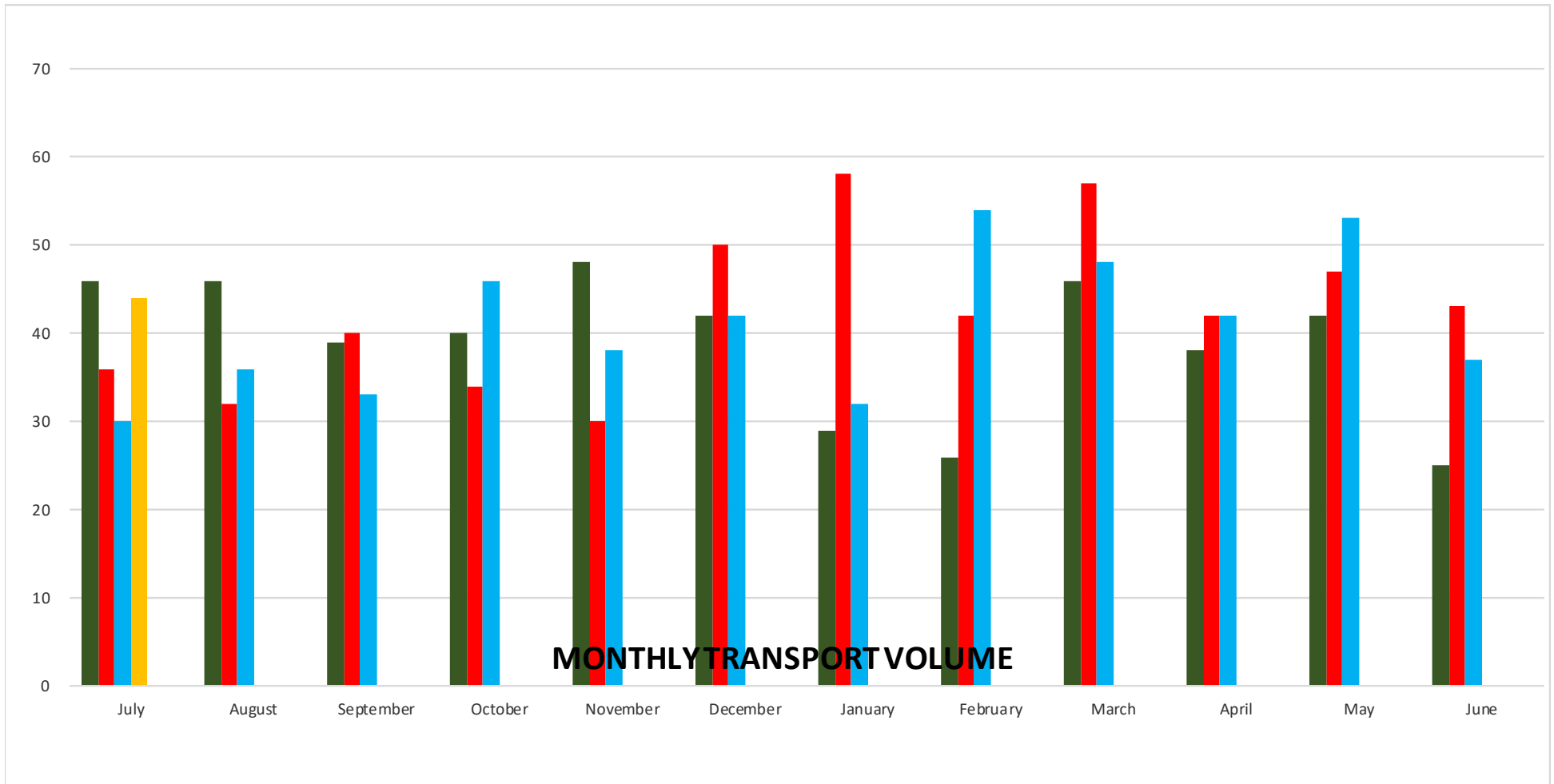
TREAT & RELEASE (T&R) INCLUDES BOTH RELEASED AT SCENE (RAS) AND AGAINST MEDICAL ADVICE (AMA)

AMBULANCE UNAVAILABLE IS TOTAL HOURS UNCOVERED BECAUSE ALL OTHER AMBULANCES ARE OFF ISLAND

AN EMPTY BOX MEANS MISSING DATA

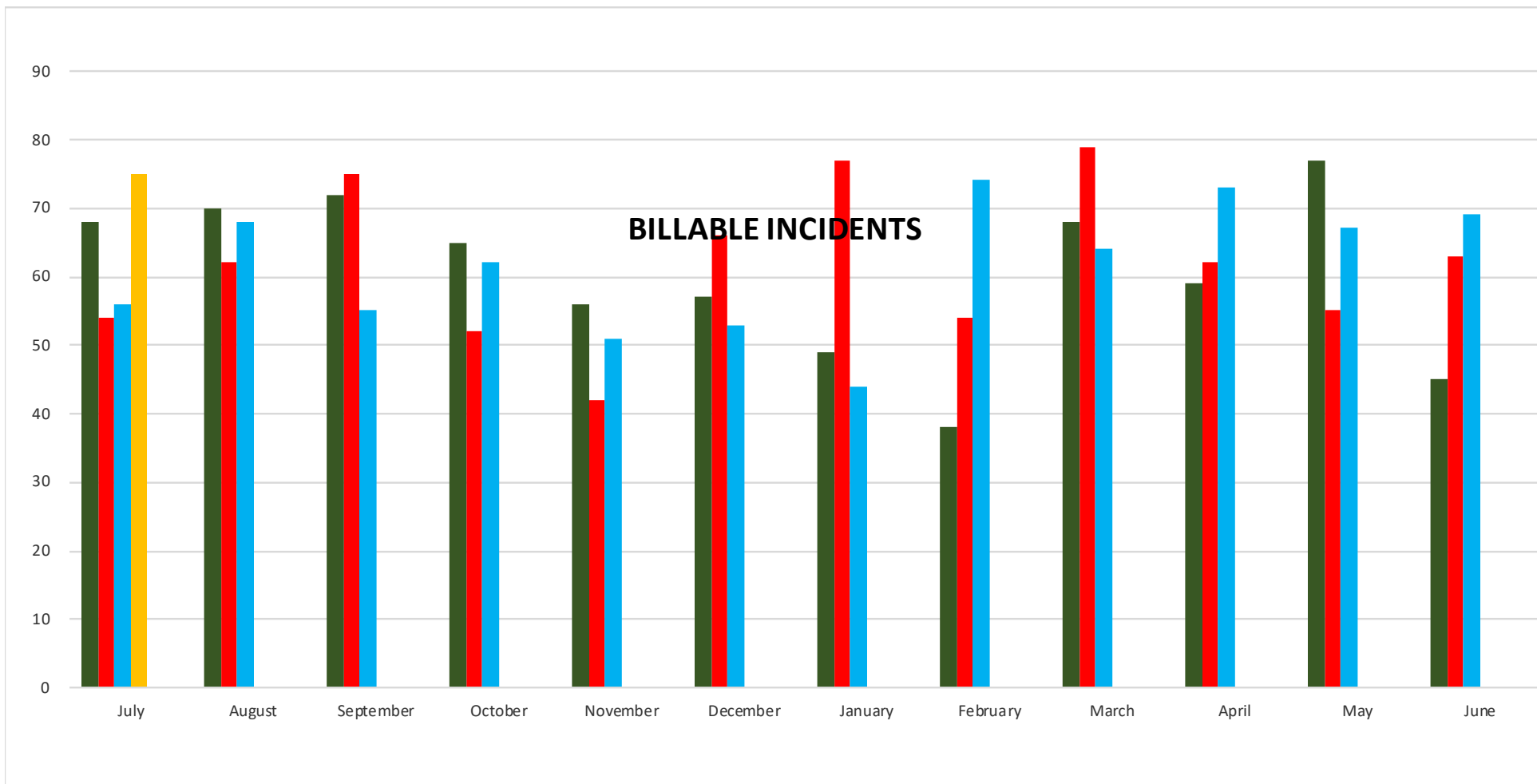
MONTHLY AMBULANCE TRANSPORT DATA

Monthly Transports	July	August	September	October	November	December	January	February	March	April	May	June
2021 - 2022	46	46	39	40	48	42	29	26	46	38	42	25
2022 - 2023	36	32	40	34	30	50	58	42	57	42	47	43
2023 - 2024	30	36	33	46	38	42	32	54	48	42	53	37
2024 - 2025	44											



MONTHLY AMBULANCE DATA

Billable Incidents	July	August	September	October	November	December	January	February	March	April	May	June
<i>2021 - 2022</i>	68	70	72	65	56	57	49	38	68	59	77	45
<i>2022 - 2023</i>	54	62	75	52	42	66	77	54	79	62	55	63
<i>2023 - 2024</i>	56	68	55	62	51	53	44	74	64	73	67	69
<i>2024 - 2025</i>	75											



Runs by Response Request

2024 JULY

Response Type Of Service Requested (eResponse.05)	Number of Runs	Percent of Total Runs
911 Response (Scene)	104	95.41%
Interfacility Transport	4	3.67%
Standby	1	0.92%
Total: 109		Total: 100.00%

Runs by Dispatch Reason

Incident Complaint Reported By Dispatch (eDispatch.01)	Number of Runs	Percent of Total Runs
Other	26	23.85%
Falls	16	14.68%
Traffic/Transportation Incident	16	14.68%
Breathing Problem	5	4.59%
Chest Pain (Non-Traumatic)	5	4.59%
Unconscious/Fainting/Near-Fainting	5	4.59%
Automated Crash Notification	4	3.67%
Unknown Problem/Person Down	4	3.67%
Allergic Reaction/Stings	3	2.75%
Assault	3	2.75%
Overdose/Poisoning/Ingestion	3	2.75%
Sick Person	3	2.75%
Heart Problems/AICD	2	1.83%
Heat/Cold Exposure	2	1.83%
Interfacility Transfer	2	1.83%
Standby	2	1.83%
Traumatic Injury	2	1.83%
Abdominal Pain/Problems	1	0.92%
Back Pain (Non-Traumatic)	1	0.92%
Cardiac Arrest/Death	1	0.92%
Convulsions/Seizure	1	0.92%
Hemorrhage/Laceration	1	0.92%
Medical Alarm	1	0.92%
Total: 109		Total: 100.00%

Runs by Response Disposition

Disposition Incident Patient Disposition (eDisposition.12)	Number of Runs	Percent of Total Runs
TRANSPORTS - 31 TO LZ - 13 AMA/RAS - 25 CANCEL - 32	109	100.00%
DECEASED SUBJECT - 3 STANDBY - 1 LEFT ASSIST - 1	Total: 109	Total: 100.00%

Runs by Provider Impression

DISPATCH ERROR - 2 DIVERSITY - 1

Situation Provider Primary Impression (eSituation.11)	Number of Runs	Percent of Total Runs
	33	30.28%
Traumatic Injury (T14.90)	19	17.43%
Pain (G89.1)	7	6.42%
Chest Pain - Suspected Cardiac (I20.9)	6	5.50%
No Apparent Illness/Injury (Adult) (Z00.00)	6	5.50%
Dizziness / Vertigo (R42)	5	4.59%
Respiratory Distress - Unspecified (J80)	5	4.59%
Weakness (General) (R53.1)	5	4.59%
Cardiac Arrest (I46.9)	3	2.75%
Nausea / Vomiting (R11.2)	3	2.75%
Alcohol Intoxication (F10.92)	2	1.83%
Allergic Reaction (T78.40)	2	1.83%
Altered Level of Consciousness (R41.82)	2	1.83%
Fever (R50.9)	2	1.83%
Syncope/Near Syncope (R55)	2	1.83%

Situation Provider Primary Impression (eSituation.11)	Number of Runs	Percent of Total Runs
Abdominal Pain / Problems (R10.84)	1	0.92%
Anaphylaxis (T78.2)	1	0.92%
Behavioral / Psychiatric - Disorder/Issue (F99)	1	0.92%
Headache (R51)	1	0.92%
Overdose / Poisoning / Ingestion (F19)	1	0.92%
Respiratory Distress - Bronchospasm (J98.01)	1	0.92%
Seizure - Post (G40.909)	1	0.92%
	Total: 109	Total: 100.00%

Call Volumes by Day and Hour Report

Incident Day Name	Number of Runs	Percent of Total Runs
Incident Three Hour Range Of Day 24: 00:00:00 - 02:59:59		
Sunday	3	2.75%
Monday	1	0.92%
Wednesday	1	0.92%
Friday	1	0.92%
Saturday	1	0.92%
	Total: 7	Total: 6.42%
	Avg: 1.40	
Incident Three Hour Range Of Day 24: 03:00:00 - 05:59:59		
Sunday	2	1.83%
Monday	1	0.92%
Tuesday	2	1.83%
Friday	2	1.83%
	Total: 7	Total: 6.42%
	Avg: 1.75	
Incident Three Hour Range Of Day 24: 06:00:00 - 08:59:59		
Wednesday	2	1.83%
Thursday	3	2.75%
Saturday	2	1.83%
	Total: 7	Total: 6.42%
	Avg: 2.33	
Incident Three Hour Range Of Day 24: 09:00:00 - 11:59:59		
Monday	1	0.92%
Tuesday	5	4.59%
Wednesday	2	1.83%
Thursday	3	2.75%
Friday	3	2.75%
Saturday	1	0.92%
	Total: 15	Total: 13.76%
	Avg: 2.50	
Incident Three Hour Range Of Day 24: 12:00:00 - 14:59:59		
Sunday	1	0.92%
Monday	3	2.75%
Tuesday	5	4.59%
Wednesday	2	1.83%
Thursday	2	1.83%
Friday	3	2.75%
Saturday	3	2.75%
	Total: 19	Total: 17.43%
	Avg: 2.71	
Incident Three Hour Range Of Day 24: 15:00:00 - 17:59:59		
Sunday	1	0.92%
Monday	8	7.34%
Tuesday	3	2.75%
Wednesday	4	3.67%

Incident Day Name	Number of Runs	Percent of Total Runs
Thursday	2	1.83%
Friday	7	6.42%
Saturday	3	2.75%
Total: 28		Total: 25.69%
Avg: 4.00		
Incident Three Hour Range Of Day 24: 18:00:00 - 20:59:59		
Monday	1	0.92%
Tuesday	7	6.42%
Wednesday	4	3.67%
Thursday	3	2.75%
Friday	2	1.83%
Saturday	2	1.83%
Total: 19		Total: 17.43%
Avg: 3.17		
Incident Three Hour Range Of Day 24: 21:00:00 - 23:59:59		
Monday	1	0.92%
Tuesday	1	0.92%
Wednesday	1	0.92%
Thursday	1	0.92%
Friday	3	2.75%
Total: 7		Total: 6.42%
Avg: 1.40		
Total: 109		Total: 100.00%
Avg: 2.53		

Report Criteria

Agency Name (Dagency 03): Is In Coast Life Support District Ambulance

Incident Date: Is Between 07/01/2024 and 07/31/2024

- DAY CALLS (0900-2100) 81 , NIGHT CALLS 28
- M127 DISPATCHED 26 times, (24 in JUNE)
- TOTAL HOURS UNCOVERED 16.16 , (22.33 in JUNE)
- MISSED CALLS 0 , (0 in JUNE)
- M124 3 , 2 x 3rd call in District, 1 x stand by
- B121 1 dispatch error
- B123 0