



Finance Committee

AGENDA

Wednesday, August 18th, 2021 at 9:00 AM
CLSD Headquarters, 38901 Ocean Drive, Gualala, CA

Due to the Covid-19 pandemic, all attendees of the Brown Act Board meetings held at the Platt Training Center shall utilize face masks and practice social distancing. All meetings are also available via teleconference.

To join the board meeting virtually:

Meeting Link: <https://clsd.my.webex.com/clsd.my/j.php?MTID=mad02a5b3fa7798f457f4c526dceabf9f>

- | | |
|--|-------------|
| 1. Call to Order | Tilles |
| 2. Agenda Approval | Tilles |
| 3. Minutes Approval: July 21, 2021 meeting | Tilles |
| 4. Privilege of the floor | Tilles |
| 5. New Business | Crowl |
| • Schwab statement for minutes | |
| 6. Ambulance revenue – Wittman (YTD) | Crowl |
| 7. Expenses Summary | Crowl |
| 8. Cash Flow | Crowl |
| 9. Banking review | Crowl |
| 10. Ambulance transport data YTD | Crowl |
| 11. Other: | Crowl |
| • Update FY21, answered questions | |
| • Discussion: Non-Transport Billing | |
| • Write-off/Hardship CLSD Billing Update | |
| 12. Shout out | Open to all |
| 13. Next FC Meetings – Third Wednesdays of the month, 9:00 AM. | |
| • September 15, 2021 | |
| • October 20, 2021 | |
| • November 17, 2021 | |
| 14. Adjournment | |



Finance Committee

Minutes of Meeting July 21st, 2021 at 9 pm -Bill Platt Training Center **Due to the COVID 19 threat and Shelter in Place order, this meeting was held by teleconference (via audio participation).**

1. **Call to Order:** The meeting was called to order at 9 am PM by FC Director Michael Tilles. Also present: FC Treasurer Naomi Schwartz and FC Director Geoffrey Beaty. Also attending District Administrator David Crowl, Captain Chris Ottolini, Executive Assistant & Bookkeeper Robin Dills.
2. **Agenda Approval:** Director Beaty moved to adopt the agenda as written, seconded by Treasurer Schwartz. All ayes.
3. **Meeting Minutes Approval:** Treasurer Schwartz moved to approve the June 16th, 2021 FC meeting minutes and was seconded by Director Beaty with agreed amendments. All ayes.
4. **Privilege of the floor:** None.
5. **Ambulance Revenue- Wittman:** Net Payments are up about 12K from our average of ~65K. CLSD is seeing an influx of calls this summer than previous due to COVID and lifting of restrictions.
 - a. Payments for June 2021 totaled \$78,282 with A/R of \$541,835. June had 74 billable incidents with 45 transports. Cumulative are 733 billable incidents with 542 transports f.
 - b. June Ambulance runs: CLSD has seen a significant increase in COVID transports with COVID positive patients (6 within a week & a half). ER's (in the Santa Rosa area) are overwhelmed with COVID patients. Even with being a higher vaccinated area (within some demographics) CLSD has seen more cases than the last wave in January. The Delta variant of the virus is here within the community.
 - c. GEMT QAF – income is being recognized (as write-downs) through the Medicare and Medical discounts. See CLSD YTD Report.
 - d. Revenue: Net payments are ~\$741k for the FY21. This is about a 20% increase from FY20.
 - e. Parcel Taxes: Historically, CLSD receives a final payment for FY21 in July and Aug for Sonoma and Mendocino County. CLSD can expect to see ~35k deposited in July from Sonoma.
6. **Expenses YTD:** Expenses are showing to be slightly higher than budgeted, but within a reasonable range. Payroll increased as CLSD shifted from the Prior DA retiring and the New DA beginning. CLSD had more Medical Supply purchases due to COVID. Some expenses were put on hold (ex: rebranding). Please see the footnotes on the P&L for more details.
7. **Cash Flow:** a positive Cash flow (in respect to the budget) is being recognized but down ~\$80K from last year to date. Charles Schwab investment is not gaining as expected. DA Crowl has made the decision to keep the \$200k in the Exchange Bank account at this time.

8. Banking and Investments Statement review: The Financial statements and check register were reviewed. Questions were answered to provide clarification as needed.

9. Ambulance Transport data – 45 Transport and 74 Billable Incidents. See reports in the agenda packet or #5 (a). above.

10. Other:

a. **Crews are doing a fantastic job:**

- CLSD Crews are being very diligent about using personal protective equipment and decontaminating the ambulances after each call.
- Also, to support RCMS (nursing staff shortage), CLSD Paramedics and EMT's now are working in the clinic.
- It has been a very busy month. 31 hours were uncovered after the 3rd out ambulance was deployed (understaffed). Ran 2 – 3rd out Ambulances with the assistance of Captain Golly and DA Crowl.

b. **Review of Aging:** Treasurer Schwartz has requested the number of payment plans currently on our accounts. Bookkeeper Frost will be gathering that information to update Treasurer Schwartz. The aging has increased about 60K from last year. CLSD is in the same range compared to other comparable districts. All claims will continue to be reviewed and assigned the appropriate action based on the policy

c. **Refunds:** Treasurer Schwartz has requested more information regarding the refunds located (column H) on the CLSD Ambulance Revenue Report. Bookkeeper Robin Dills has requested the information from Wittman and will pass it along to Treasurer Schwartz.

d. **Meeting with CPA:** Its that time of the year again to request the services and oversight to closes the books for FY21. CPA Craig Collins has agreed to provide those services again this year to CLSD. DA Crowl has asked for a meeting with CPA Collins to discuss the accounting of Ambulance Revenue (currently accrual method) verses on a cash type bases (time and date TBD).

e. **GEMT OAF:** Director Beaty has requested some updated information on the GEMT QAF program. QE: It was first expected (and budgeted last FY20) that the funds would be received separately (as its own revenue stream). When did the change to the program occur and did Wittman receive notice of this? DA Crowl and Bookkeeper Dills will research and update the FC committee.

f. **Training Grant:** Funded Sep 2020 through Aug 2021. Within Budget (~\$200K)

g. **Shout Out:** FC Director Michael Tilles expresses his appreciation for being invited to share lunch and get to know the Crew at CLSD.

Next FC Meeting: Third **Monday** of the month, at 9 am.

- Aug 18, 2021, Sept 15, 2021, Oct 20, 2021

Adjournment: at 10:38 AM, Director Beaty made a motion to adjourn and seconded by Treasurer Schwartz. All ayes.

CLSD AMBULANCE REVENUE

	A	B	C	D	E	F	G	H	I	J	K	L	M
	BILLABLE INCIDENTS	CHARGES	MCARE WRITE DOWNS	MCAL WRITE DOWNS	OTHER CONTRACTUAL WRITE DOWNS	NET CHARGES	PAYMENTS	REFUNDS	NET PAYMENTS	BAD DEBT WRITE OFFS	OTHER WRITE OFFS	ADJ	NEW A/R BALANCE
FY21													
AUG '20	55	\$ 250,373	\$ 110,193	\$ 38,146	\$ 4,986	\$ 97,048	\$ 71,580	\$ 1,154	\$ 70,426	\$ -	\$ (0.19)	\$ -	\$ 431,882
SEPT '20	61	\$ 252,324	\$ 96,311	\$ 43,517	\$ 7,999	\$ 104,497	\$ 68,602	\$ -	\$ 68,602	\$ -	\$ 4,929	\$ -	\$ 462,848
OCT '20	58	\$ 253,498	\$ 99,962	\$ 39,992	\$ 2,269	\$ 111,276	\$ 70,665	\$ -	\$ 70,665	\$ -	\$ -	\$ -	\$ 503,459
NOV '20	48	\$ 204,221	\$ 75,028	\$ 47,860	\$ 2,579	\$ 78,754	\$ 95,678	\$ -	\$ 95,678	\$ -	\$ -	\$ 96	\$ 486,631
DEC '20	39	\$ 156,802	\$ 94,882	\$ 10,651	\$ 21,820	\$ 29,449	\$ 54,496	\$ -	\$ 54,496	\$ -	\$ -	\$ -	\$ 461,583
JAN'21	58	\$ 237,442	\$ 106,998	\$ 41,155	\$ 11,841	\$ 77,448	\$ 60,700	\$ -	\$ 60,700	\$ -	\$ -	\$ 158	\$ 478,489
FEB'21	57	\$ 211,610	\$ 77,196	\$ 32,249	\$ 333	\$ 101,832	\$ 36,867	\$ 7,839	\$ 29,028	\$ -	\$ 1,044	\$ -	\$ 550,249
MAR'21	44	\$ 165,670	\$ 62,820	\$ 36,698	\$ 8,928	\$ 57,223	\$ 75,587	\$ 330	\$ 75,257	\$ 40,118	\$ 20,365	\$ -	\$ 471,732
APR'21	73	\$ 239,711	\$ 114,324	\$ 79,460	\$ 7,988	\$ 37,939	\$ 41,009	\$ 3,576	\$ 37,433	\$ -	\$ 2,911	\$ -	\$ 469,328
MAY'21	56	\$ 218,020	\$ 92,787	\$ 38,089	\$ 5,911	\$ 81,233	\$ 47,754	\$ 210	\$ 47,544	\$ -	\$ 245	\$ 15	\$ 502,786
JUN'21	74	\$ 288,211	\$ 111,710	\$ 57,174	\$ 1,996	\$ 117,330	\$ 78,282	\$ -	\$ 78,282	\$ -	\$ -	\$ -	\$ 541,835
FY22													
JUL'22	67	\$ 273,034	\$ 121,870	\$ 72,489	\$ 1,783	\$ 76,892	\$ 72,141	\$ -	\$ 72,141	\$ -	\$ 1,150	\$ 53	\$ 545,489

JULY '20	60	\$ 234,039	\$ 100,164	\$ 39,824	\$ 11,326	\$ 82,725	\$ 53,954	\$ 250	\$ 53,704	\$ 9,460	\$ 3,477	\$ 243	\$ 405,260
----------	----	------------	------------	-----------	-----------	-----------	-----------	--------	-----------	----------	----------	--------	------------

FY To Date	67	\$ 273,034	\$ 121,870	\$ 72,489	\$ 1,783	\$ 76,892	\$ 72,141	\$ -	\$ 72,141	\$ -	\$ 1,150	\$ 53
Last 12 Months	690	\$ 2,750,915	\$ 1,164,080	\$ 537,479	\$ 78,434	\$ 970,921	\$ 773,361	\$ 13,109	\$ 760,252	\$ 40,118	\$ 30,644	\$ 322

Monthly Average FY To Date	67	\$ 273,034	\$ 121,870	\$ 72,489	\$ 1,783	\$ 76,892	\$ 72,141	\$ -	\$ 72,141	\$ -	\$ 1,150	\$ 53
Monthly Average Last 12 Months	58	\$ 229,243	\$ 97,007	\$ 44,790	\$ 6,536	\$ 80,910	\$ 64,447	\$ 1,092	\$ 63,354	\$ 3,343	\$ 2,554	\$ 27

AGING (325)							
Month	Current (68)	31-60 (34)	61-90 (27)	91-120 (29)	121-180 (52)	180+ (115)	Balance
JULY	\$ 88,621	\$ 116,395	\$ 27,810	\$ 34,057	\$ 65,608	\$ 212,997	\$ 545,489

CMS TRANSPORTS ON -HOLD	
TOTAL	\$ 2,883.04

JULY 6 CLAIMS ALL IN FY21

Coast Life Support District
Profit & Loss Budget Overview FY21
July 2021

	Jul 21	Budget	\$ Over Budget	% of Budget
Ordinary Income/Expense				
Income				
4000 · CLSD Special Taxes	177,042.50	177,042.50	0.00	100.0%
4100 · Interest Revenue	0.00	0.00	0.00	0.0%
4200 · Ambulance Revenue	75,741.64	66,030.50	9,711.14	114.7% ¹
4400 · Miscellaneous Revenue	584.91	1,666.63	-1,081.72	35.1%
4410 · Intergovernmental Transport(IGT)	0.00	20,833.26	-20,833.26	0.0%
4500G · Training Grant Revenue	22,390.16	16,666.63	5,723.53	134.3% ²
Total Income	<u>275,759.21</u>	<u>282,239.52</u>	<u>-6,480.31</u>	<u>97.7%</u>
Gross Profit	275,759.21	282,239.52	-6,480.31	97.7%
Expense				
5000 · Wages and Benefits	187,853.23	154,732.23	33,121.00	121.4% ³
5000G · Wages & Benefits-Training Grant	22,390.16	14,988.35	7,401.81	149.4% ⁴
6000 · Ambulance Operations	10,123.70	14,576.80	-4,453.10	69.5%
6000G · Training Grant Operations	0.00	2,408.26	-2,408.26	0.0%
66000 · Payroll Expenses	0.00	0.00	0.00	0.0%
6700 · Overhead/Administration	9,287.35	17,137.50	-7,850.15	54.2%
6700G · Overhead/Administration-T.Grant	0.00	208.37	-208.37	0.0%
6971 · IGT	0.00	0.00	0.00	0.0%
7000 · Urgent Care	69,333.16	69,333.13	0.03	100.0%
8000 · Interest Expense	0.00	66.63	-66.63	0.0%
9000 · Other Expenses	0.00	0.00	0.00	0.0%
9500 · Depreciation Expense	8,784.62	8,784.62	0.00	100.0%
Total Expense	<u>307,772.22</u>	<u>282,235.89</u>	<u>25,536.33</u>	<u>109.0%</u>
Net Ordinary Income	<u>-32,013.01</u>	<u>3.63</u>	<u>-32,016.64</u>	<u>-881,901.1%</u>
Net Income	<u>-32,013.01</u>	<u>3.63</u> ⁵	<u>-32,016.64</u>	<u>-881,901.1%</u>

1:20 PM

08/12/21

Accrual Basis

Coast Life Support District
Profit & Loss Budget Overview FY21
July 2021

1. NET BILLING: *Ref Wittman YTD Report (acc 4220 + Column F minus H/K/L)
.....
2. 3rd payroll in moth of July (1st PR hits 7-1-21 but is the last payroll of FY21)
.....
3. 3rd payroll in moth of July (1st PR hits 7-1-21 but is the last payroll of FY21). PR#26: ~77K (belongs to FY21)
.....
4. 3rd payroll in moth of July (1st PR hits 7-1-21 but is the last payroll of FY21)
.....
5. CLSD is a Break Even Budget: will zero out by EOY
.....

Coast Life Support District
Profit & Loss Budget Overview FY21
July 2021

	Jul 21	Budget	\$ Over Budget	% of Budget
Ordinary Income/Expense				
Income				
4000 · CLSD Special Taxes				
4001 · Mendocino County Taxes	100,790.38	100,790.38	0.00	100.0%
4002 · Sonoma County Taxes	76,252.12	76,252.12	0.00	100.0%
Total 4000 · CLSD Special Taxes	177,042.50	177,042.50	0.00	100.0%
4100 · Interest Revenue	0.00	0.00	0.00	0.0%
4200 · Ambulance Revenue	75,741.64	66,030.50	9,711.14	114.7% ¹
4400 · Miscellaneous Revenue	584.91	1,666.63	-1,081.72	35.1%
4410 · Intergovermntl Transport(IGT)	0.00	20,833.26	-20,833.26	0.0%
4500G · Training Grant Revenue	22,390.16	16,666.63	5,723.53	134.3% ²
Total Income	275,759.21	282,239.52	-6,480.31	97.7%
Gross Profit	275,759.21	282,239.52	-6,480.31	97.7%
Expense				
5000 · Wages and Benefits	187,853.23	154,732.23	33,121.00	121.4% ³
5000G · Wages & Benefits-Training Grant	22,390.16	14,988.35	7,401.81	149.4% ⁴
6000 · Ambulance Operations	10,123.70	14,576.80	-4,453.10	69.5%
6000G · Training Grant Operations	0.00	2,408.26	-2,408.26	0.0%
66000 · Payroll Expenses	0.00	0.00	0.00	0.0%
6700 · Overhead/Administration	9,287.35	17,137.50	-7,850.15	54.2%
6700G · Overhead/Administration-T.Grant				
6730G · Consultants	0.00	208.37	-208.37	0.0%
6795G · Travel & Conferences	0.00	0.00	0.00	0.0%
6970G · Meals (annual conference)	0.00	0.00	0.00	0.0%
Total 6700G · Overhead/Administration-T.Grant	0.00	208.37	-208.37	0.0%
6971 · IGT	0.00	0.00	0.00	0.0%
7000 · Urgent Care	69,333.16	69,333.13	0.03	100.0%
8000 · Interest Expense	0.00	66.63	-66.63	0.0%
9000 · Other Expenses	0.00	0.00	0.00	0.0%
9500 · Depreciation Expense	8,784.62	8,784.62	0.00	100.0%
Total Expense	307,772.22	282,235.89	25,536.33	109.0%
Net Ordinary Income	-32,013.01	3.63	-32,016.64	-881,901.1%
Net Income	-32,013.01	3.63 ⁵	-32,016.64	-881,901.1%

1:07 PM

08/12/21



Accrual Basis

Coast Life Support District Profit & Loss Budget Overview FY21 July 2021

1. NET BILLING: *Ref Wittman YTD Report (acc 4220 + Column F minus H/K/L)
.....
2. 3rd payroll in moth of July (1st PR hits 7-1-21 but is the last payroll of FY21)
.....
3. 3rd payroll in moth of July (1st PR hits 7-1-21 but is the last payroll of FY21). PR#26: ~77K (belongs to FY21)
.....
4. 3rd payroll in moth of July (1st PR hits 7-1-21 but is the last payroll of FY21)
.....
5. CLSD is a Break Even Budget: will zero out by EOY
.....

CLSD RUN DATA for the PRECEEDING 12 MONTHS

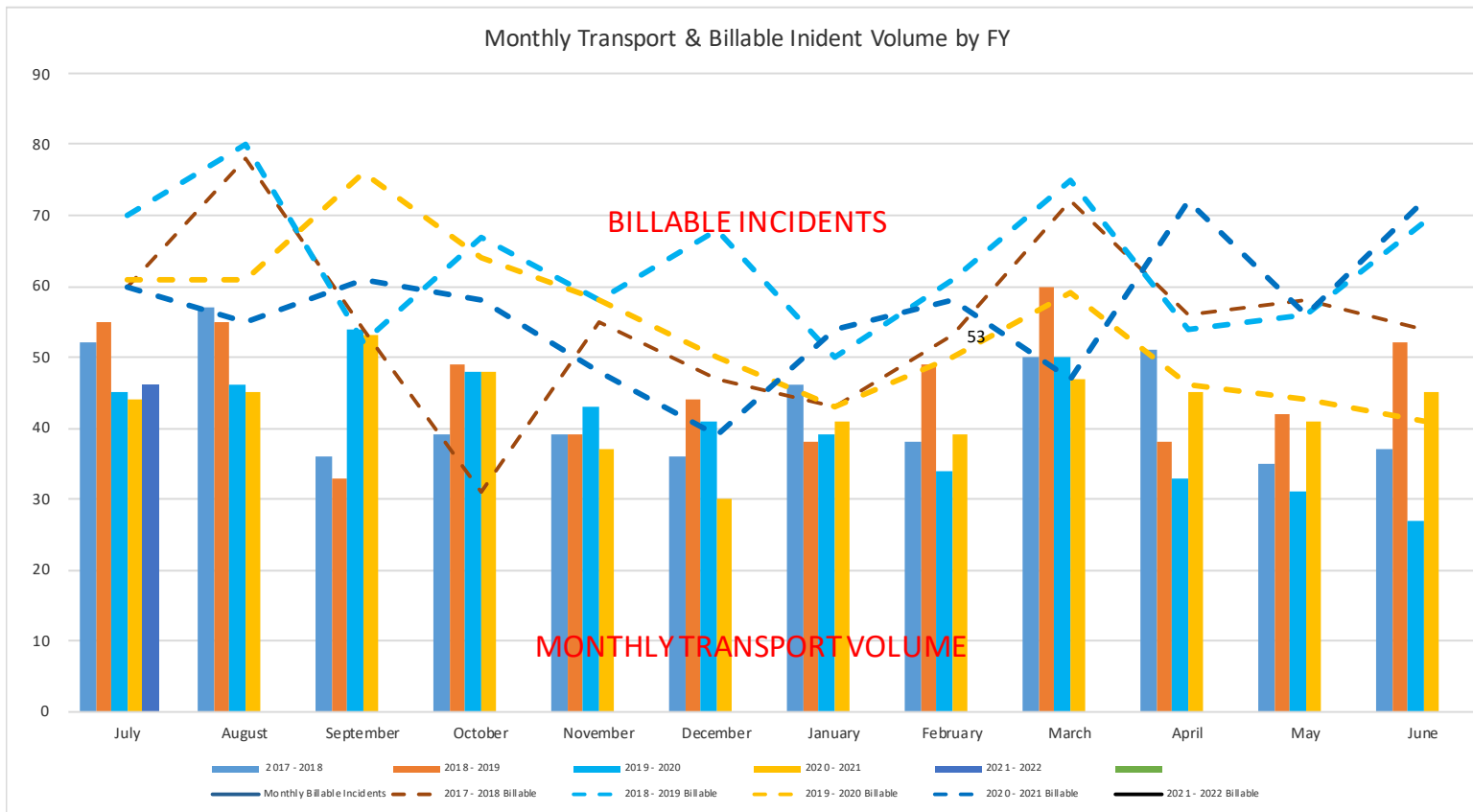
ALL SHADED COLUMNS ARE PREVIOUS YEAR DATA

MONTH <small>MOST CURRENT ON TOP</small>	INCIDENT		PCR		RESIDEN		ALS		DAYTIME		NIGHT		TOTAL		LANDING		DRY RUN		T&R		TO RCMS		FROM RCMS			
	Dispatched calls		PATIENT CARE RECORD		RESI-DENT	NON RES	ADVANCED LIFE SUPPORT		9:00 AM TO 9:00 PM		9:00 PM TO 9:00 AM		TRANSPORTS			CANCELLED ON ROUTE			ALS		ALS		BLS			
	Current	Year Prior	Current	Year Prior	Current Year		Current	Year Prior	Current	Year Prior	Current	Year Prior	Current	Year Prior	Current	Year Prior	Current	Year Prior	Current	Year Prior	Current	Year Prior	Current	Year Prior	Current	Year Prior
21-Jul	93	84	68	61	52	16	44	45	60	63	33	16	46	45	4	9	13	11	17	16	1	2	4	11	0	0
21-Jun	91	47	74	42	55	19	58	27	67		24		45	27	8	5	14	5	20	15	1	0	11	7	0	0
21-May	74	67	56	38	43	13	31	29	57		16		41	30	10	7	17	18	15	27	0	1	6	10	1	1
21-Apr	88	65	72	44	67	5	37	31	67		21		45	33	7	4	18	10	27	11	1	1	10	6	1	2
21-Mar	61	73	47	61	44	3	47	47	43		18		47	49	6	6	14	10	15	10	1	3	7	14	0	0
44248	80	69	59	47	49	9	49	30	55		25		39	34	5	1	18	16	20	16	1	1	5	11	0	0
44217	67	64	54	49	29	12	41	30	64		3		41	39	7	6	17	14	13	11	5	1	3	8	0	0
20-Dec	60	67	43	51	37	2	30	36	43		17		30	40	5	4	18	7	13	11	0	1	5	10	0	0
20-Nov	64	84	49	63	41	7	37	47	51		13		37	48	8	9	14	22	12	11	1	0	6	13	0	0
20-Oct	84	84	63	58	54	16	47	47	68		16		48	48	9	7	22	17	11	16	0	2	13	11	0	0
20-Sep	84	94	63	66	43	18	53	51	64		16		53	54	15	12	17	20	10	23	1	0	9	13	0	1
20-Aug	79	85	56	61	57	9	45	41	63		16		45	45	5	11	22	22	11	13	3	1	14	13	0	3
	925	883	704	641	571	129	519	461	702	63	218	16	517	492	89	81	204	172	184	180	15	13	93	127	2	7
	Dispatched		PCR		RES / NONRES		ALS		Daytime		Night		T:Transports		LZ		DRY RUN		T&R		TO RCMS		FROM RCMS			

MONTHLY AMBULANCE DATA

Monthly Transports	July	August	September	October	November	December	January	February	March	April	May	June
2016 - 2017	47	47	37	37	45	48	45	37	48	40	28	49
2017 - 2018	52	57	36	39	39	36	46	38	50	51	35	37
2018 - 2019	55	55	33	49	39	44	38	49	60	38	42	52
2019 - 2020	45	46	54	48	43	41	39	34	50	33	31	27
2020 - 2021	44	45	53	48	37	30	41	39	47	45	41	45
2021 - 2022	46											

Monthly Billable Incidents	July	August	September	October	November	December	January	February	March	April	May	June
2017 - 2018 Billable	60	78	54	31	55	47	43	53	72	56	58	54
2018 - 2019 Billable	70	80	52	67	58	68	50	61	75	54	56	69
2019 - 2020 Billable	61	61	76	64	58	50	43	50	59	46	44	41
2020 - 2021 Billable	60	55	61	58	48	39	54	58	47	72	56	72
2021 - 2022 Billable	68											



Runs by Response Request

Response Type Of Service Requested (eResponse.05)	Number of Runs	Percent of Total Runs
911 Response (Scene)	89	95.70%
Interfacility Transport	4	4.30%
Total: 93		Total: 100.00%

Runs by Dispatch Reason

Incident Complaint Reported By Dispatch (eDispatch.01)	Number of Runs	Percent of Total Runs
Traffic/Transportation Incident	16	17.20%
Falls	13	13.98%
Sick Person	11	11.83%
Unknown Problem/Person Down	8	8.60%
Interfacility Transfer	6	6.45%
Abdominal Pain/Problems	5	5.38%
Breathing Problem	5	5.38%
Chest Pain (Non-Traumatic)	5	5.38%
Overdose/Poisoning/Ingestion	4	4.30%
Unconscious/Fainting/Near-Fainting	4	4.30%
Hemorrhage/Laceration	3	3.23%
Medical Alarm	3	3.23%
Psychiatric Problem/Abnormal Behavior/Suicide Attempt	2	2.15%
Animal Bite	1	1.08%
Cardiac Arrest/Death	1	1.08%
Convulsions/Seizure	1	1.08%
Drowning/Diving/SCUBA Accident	1	1.08%
Headache	1	1.08%
Heat/Cold Exposure	1	1.08%
Traumatic Injury	1	1.08%
Well Person Check	1	1.08%
Total: 93		Total: 100.00%

Runs by Response Disposition

Disposition Incident Patient Disposition (eDisposition.12)	Number of Runs	Percent of Total Runs
Treated, Transported by this EMS Unit	46	49.46%
Canceled Enroute - No Patient Contact	13	13.98%
Against Medical Advice (AMA)	12	12.90%
Canceled on Scene - No Patient Contact	8	8.60%
Released at Scene (RAS)	5	5.38%
Transported to Landing Zone, Care Transferred	4	4.30%
Canceled/Dispatch Error (Prior to En Route)	3	3.23%
Canceled (Request Transferred to Another Unit)	1	1.08%
Field Pronouncement – No Interventions	1	1.08%
Total: 93		Total: 100.00%

Runs by Provider Impression

Situation Provider Primary Impression (eSituation.11)	Number of Runs	Percent of Total Runs
	25	26.88%
Pain (G89.1)	11	11.83%
Traumatic Injury (T14.90)	11	11.83%
Abdominal Pain / Problems (R10.84)	8	8.60%
Altered Level of Consciousness (R41.82)	5	5.38%
Respiratory Distress - Unspecified (J80)	5	5.38%
Alcohol Intoxication (F10.92)	3	3.23%
Chest Pain - Suspected Cardiac (I20.9)	3	3.23%
Cardiac Dysrhythmia - Tachycardia (R00.0)	2	2.15%
Dizziness / Vertigo (R42)	2	2.15%

Situation Provider Primary Impression (eSituation.11)	Number of Runs	Percent of Total Runs
Epistaxis (Non-Traumatic) (R04.0)	2	2.15%
Weakness (General) (R53.1)	2	2.15%
Anxiety / Emotional Upset (F41.9)	1	1.08%
Cardiac - STEMI (I21.3)	1	1.08%
Cardiac Arrest (I46.9)	1	1.08%
Chest Pain - Non-cardiac (R07.89)	1	1.08%
Environment - Hyperthermia / Heat Injury (T67.0)	1	1.08%
Fever (R50.9)	1	1.08%
Headache (R51)	1	1.08%
Nausea / Vomiting (R11.2)	1	1.08%
No Apparent Illness/Injury (Adult) (Z00.00)	1	1.08%
No Apparent Illness/Injury (Pediatric) (Z00.129)	1	1.08%
OB / Pregnancy Related Complication (O99)	1	1.08%
Respiratory Distress - Bronchospasm (J98.01)	1	1.08%
Sepsis (A41.9)	1	1.08%
Syncope/Near Syncope (R55)	1	1.08%
	Total: 93	Total: 100.00%

Report Criteria

Agency Name (Dagency.03): Is In Coast Life Support District Ambulance

Incident Date: Is Between 7/1/2021 and 7/31/2021

Runs by Response Request

Response Type Of Service Requested (eResponse.05)	Number of Runs	Percent of Total Runs
911 Response (Scene)	62	79.49%
Interfacility Transport	16	20.51%
Total: 78		Total: 100.00%

Runs by Dispatch Reason

Incident Complaint Reported By Dispatch (eDispatch.01)	Number of Runs	Percent of Total Runs
Falls	13	16.67%
Interfacility Transfer	13	16.67%
Traffic/Transportation Incident	8	10.26%
Abdominal Pain/Problems	5	6.41%
Breathing Problem	5	6.41%
Convulsions/Seizure	5	6.41%
Unknown Problem/Person Down	4	5.13%
Chest Pain (Non-Traumatic)	3	3.85%
Heart Problems/AICD	3	3.85%
Medical Alarm	3	3.85%
Burns/Explosion	2	2.56%
Psychiatric Problem/Abnormal Behavior/Suicide Attempt	2	2.56%
Sick Person	2	2.56%
Traumatic Injury	2	2.56%
Allergic Reaction/Stings	1	1.28%
Animal Bite	1	1.28%
Diabetic Problem	1	1.28%
Drowning/Diving/SCUBA Accident	1	1.28%
Eye Problem/Injury	1	1.28%
Overdose/Poisoning/Ingestion	1	1.28%
Stab/Gunshot Wound/Penetrating Trauma	1	1.28%
Stroke/CVA	1	1.28%
Total: 78		Total: 100.00%

Runs by Response Disposition

Disposition Incident Patient Disposition (eDisposition.12)	Number of Runs	Percent of Total Runs
Treated, Transported by this EMS Unit	37	47.44%
Against Medical Advice (AMA)	15	19.23%
Canceled Enroute - No Patient Contact	12	15.38%
Canceled on Scene - No Patient Contact	6	7.69%
Treated, Transferred Care to Another EMS Unit	4	5.13%
Transported to Landing Zone, Care Transferred	2	2.56%
Treated, Transferred to Aircraft At Scene	2	2.56%
Total: 78		Total: 100.00%

Runs by Provider Impression

Situation Provider Primary Impression (eSituation.11)	Number of Runs	Percent of Total Runs
	18	23.08%
Traumatic Injury (T14.90)	12	15.38%
Abdominal Pain / Problems (R10.84)	6	7.69%
Chest Pain - Suspected Cardiac (I20.9)	5	6.41%
No Apparent Illness/Injury (Adult) (Z00.00)	4	5.13%
Syncope/Near Syncope (R55)	4	5.13%
Altered Level of Consciousness (R41.82)	2	2.56%
Anxiety / Emotional Upset (F41.9)	2	2.56%
Burn (T30.0)	2	2.56%
Chest Pain - Non-cardiac (R07.89)	2	2.56%
Fever (R50.9)	2	2.56%

Situation Provider Primary Impression (eSituation.11)	Number of Runs	Percent of Total Runs
Overdose / Poisoning / Ingestion (F19)	2	2.56%
Pain (G89.1)	2	2.56%
Respiratory Distress - Unspecified (J80)	2	2.56%
Stroke/CVA (I63.9)	2	2.56%
Allergic Reaction (T78.40)	1	1.28%
Cardiac Dysrhythmia - Tachycardia (R00.0)	1	1.28%
COVID-19- Suspected- Pt meets criteria (U07.1)	1	1.28%
Diabetic - Hyperglycemia (E13.65)	1	1.28%
Dizziness / Vertigo (R42)	1	1.28%
Genitourinary System Issue (Urinary) (N39.9)	1	1.28%
Headache (R51)	1	1.28%
No Apparent Illness/Injury (Pediatric) (Z00.129)	1	1.28%
Respiratory Distress - Bronchospasm (J98.01)	1	1.28%
Seizure - Active (G40.901)	1	1.28%
Seizure - Post (G40.909)	1	1.28%
	Total: 78	Total: 100.00%

Report Criteria

Agency Name (Dagency.03): Is In Coast Life Support District Ambulance

Incident Date: Is Between 7/1/2020 and 7/31/2020