



Finance Committee

AGENDA

Wednesday, July 21th, 2021 at 9:00 AM
CLSD Headquarters, 38901 Ocean Drive, Gualala, CA

Due to the Covid-19 pandemic, all Brown Act Board meetings are held in person at the Platt Training Center utilizing protective measures and via teleconference. To join the board meeting virtually, please:

Meeting Link: <https://clsd.my.webex.com/clsd.my/j.php?MTID=m2a51170a888d297f6a8f4bdf239c407f>

- | | |
|--|-------------|
| 1. Call to Order | Tilles |
| 2. Agenda Approval | Tilles |
| 3. Minutes Approval: June 16, 2021 meeting | Tilles |
| 4. Privilege of the floor | Tilles |
| 5. Ambulance revenue – Wittman (YTD) | Crowl |
| 6. Expenses FY21 Summary | Crowl |
| 7. Cash Flow | Crowl |
| 8. Banking review | Crowl |
| 9. Ambulance transport data YTD | Crowl |
| 10. Other: | Crowl |
| • RCMS Paramedic Staffing | |
| • Write-off/Hardship CLSD Billing Update | |
| 11. Shout out | Open to all |
| 12. Next FC Meetings – Third Wednesdays of the month, 9:00 AM. | |
| • August 18, 2021 | |
| • September 15, 2021 | |
| • October 20, 2021 | |
| 13. Adjournment | |



Finance Committee

Minutes of Meeting June 16th, 2021 at 9:00 AM - Bill Platt Training Center

Call to Order: The meeting was called to order at 9:04 AM by FC Director Michael Tilles and Treasurer Naomi Schwartz. Also attending District Administrator Dave Crowl, Captain Bronwyn Golly, Bookkeeper Clara Frost and RCMS board member Rich Hughes.

Agenda Approval: Director Schwartz moved to adopt the agenda as written, seconded by Director Tilles. All ayes.

Meeting Minutes Approval: Director Schwartz moved to approve the May 2020 FC meeting minutes and was seconded by Director Tilles. All ayes.

Privilege of the floor: None.

CLSD FY22 Preliminary Budget: The budget was presented and questions were answered on various aspects of the new budget predominantly ambulance collections and payroll increase. FY22 Budget was given approval by the Finance Committee to

Proposition 4 Annual Approval: Approval for proposition 4 allowing county parcel tax for FY22 was approved.

Ambulance Revenue & Transport Data – Wittman: Net payments total for May 2021 was \$47,544 with A/R of \$502,786. May had 56 billable incidents with 41 transports.

Expenses: Expenses remain within expectations. See page 13.

Cash Flow: GEMT and IGT now reflected in cash flow which is as expected.

Banking Review: The financial statements and check register were reviewed and questions were answered to provide clarification as needed.

Other:

- **Billing Write-off/Hardship update:** No update

Shout out: To the CLSD team for drafting a good budget.

Next FC Meeting- Third Wednesdays of the month, 9:00 AM

- July 21st
- August 18th
- September 15th

Adjournment: at 10:33AM, Director Schwartz made a motion to adjourn and seconded by Director Tilles. All ayes.

Minutes approved:

(Date)

CLSD AMBULANCE REVENUE

| | A | B | C | D | E | F | G | H | I | J | K | L | M |
|-------------|--------------------|------------|-------------------|------------------|-------------------------------|-------------|-----------|----------|--------------|---------------------|------------------|--------|-----------------|
| | BILLABLE INCIDENTS | CHARGES | MCARE WRITE DOWNS | MCAL WRITE DOWNS | OTHER CONTRACTUAL WRITE DOWNS | NET CHARGES | PAYMENTS | REFUNDS | NET PAYMENTS | BAD DEBT WRITE OFFS | OTHER WRITE OFFS | ADJ | NEW A/R BALANCE |
| FY21 | | | | | | | | | | | | | |
| JULY '20 | 60 | \$ 234,039 | \$ 100,164 | \$ 39,824 | \$ 11,326 | \$ 82,725 | \$ 53,954 | \$ 250 | \$ 53,704 | \$ 9,460 | \$ 3,477 | \$ 243 | \$ 405,260 |
| AUG '20 | 55 | \$ 250,373 | \$ 110,193 | \$ 38,146 | \$ 4,986 | \$ 97,048 | \$ 71,580 | \$ 1,154 | \$ 70,426 | \$ - | \$ (0.19) | \$ - | \$ 431,882 |
| SEPT '20 | 61 | \$ 252,324 | \$ 96,311 | \$ 43,517 | \$ 7,999 | \$ 104,497 | \$ 68,602 | \$ - | \$ 68,602 | \$ - | \$ 4,929 | \$ - | \$ 462,848 |
| OCT '20 | 58 | \$ 253,498 | \$ 99,962 | \$ 39,992 | \$ 2,269 | \$ 111,276 | \$ 70,665 | \$ - | \$ 70,665 | \$ - | \$ - | \$ - | \$ 503,459 |
| NOV '20 | 48 | \$ 204,221 | \$ 75,028 | \$ 47,860 | \$ 2,579 | \$ 78,754 | \$ 95,678 | \$ - | \$ 95,678 | \$ - | \$ - | \$ 96 | \$ 486,631 |
| DEC '20 | 39 | \$ 156,802 | \$ 94,882 | \$ 10,651 | \$ 21,820 | \$ 29,449 | \$ 54,496 | \$ - | \$ 54,496 | \$ - | \$ - | \$ - | \$ 461,583 |
| JAN'21 | 58 | \$ 237,442 | \$ 106,998 | \$ 41,155 | \$ 11,841 | \$ 77,448 | \$ 60,700 | \$ - | \$ 60,700 | \$ - | \$ - | \$ 158 | \$ 478,489 |
| FEB'21 | 57 | \$ 211,610 | \$ 77,196 | \$ 32,249 | \$ 333 | \$ 101,832 | \$ 36,867 | \$ 7,839 | \$ 29,028 | \$ - | \$ 1,044 | \$ - | \$ 550,249 |
| MAR'21 | 44 | \$ 165,670 | \$ 62,820 | \$ 36,698 | \$ 8,928 | \$ 57,223 | \$ 75,587 | \$ 330 | \$ 75,257 | \$ 40,118 | \$ 20,365 | \$ - | \$ 471,732 |
| APR'21 | 73 | \$ 239,711 | \$ 114,324 | \$ 79,460 | \$ 7,988 | \$ 37,939 | \$ 41,009 | \$ 3,576 | \$ 37,433 | \$ - | \$ 2,911 | \$ - | \$ 469,328 |
| MAY'21 | 56 | \$ 218,020 | \$ 92,787 | \$ 38,089 | \$ 5,911 | \$ 81,233 | \$ 47,754 | \$ 210 | \$ 47,544 | \$ - | \$ 245 | \$ 15 | \$ 502,786 |
| JUN'21 | 74 | \$ 288,211 | \$ 111,710 | \$ 57,174 | \$ 1,996 | \$ 117,330 | \$ 78,282 | \$ - | \$ 78,282 | \$ - | \$ - | \$ - | \$ 541,835 |

| | | | | | | | | | | | | | |
|----------|----|------------|-----------|-----------|-----------|-----------|-----------|------|-----------|------|----------|------|------------|
| JUNE '20 | 41 | \$ 143,060 | \$ 61,140 | \$ 25,637 | \$ 11,898 | \$ 44,385 | \$ 80,126 | \$ - | \$ 80,126 | \$ - | \$ 8,269 | \$ - | \$ 388,932 |
|----------|----|------------|-----------|-----------|-----------|-----------|-----------|------|-----------|------|----------|------|------------|

| | | | | | | | | | | | | | |
|-----------------------|-----|--------------|--------------|------------|-----------|------------|------------|-----------|------------|-----------|-----------|--------|--|
| FY To Date | 683 | \$ 2,711,920 | \$ 1,142,374 | \$ 504,815 | \$ 87,977 | \$ 976,755 | \$ 755,175 | \$ 13,359 | \$ 741,815 | \$ 49,578 | \$ 32,971 | \$ 511 | |
| Last 12 Months | 683 | \$ 2,711,920 | \$ 1,142,374 | \$ 504,815 | \$ 87,977 | \$ 976,755 | \$ 755,175 | \$ 13,359 | \$ 741,815 | \$ 49,578 | \$ 32,971 | \$ 511 | |



| | | | | | | | | | | | | | |
|---------------------------------------|----|------------|-----------|-----------|----------|-----------|-----------|----------|-----------|----------|----------|-------|--|
| Monthly Average FY To Date | 57 | \$ 225,993 | \$ 95,198 | \$ 42,068 | \$ 7,331 | \$ 81,396 | \$ 62,931 | \$ 1,113 | \$ 61,818 | \$ 4,131 | \$ 2,748 | \$ 43 | |
| Monthly Average Last 12 Months | 57 | \$ 225,993 | \$ 95,198 | \$ 42,068 | \$ 7,331 | \$ 81,396 | \$ 62,931 | \$ 1,113 | \$ 61,818 | \$ 4,131 | \$ 2,748 | \$ 43 | |

| AGING (334) | | | | | | | |
|-------------|--------------|------------|------------|-------------|--------------|------------|------------|
| Month | Current (77) | 31-60 (36) | 61-90 (26) | 91-120 (28) | 121-180 (48) | 180+ (119) | Balance |
| JUNE | \$ 153,353 | \$ 52,902 | \$ 33,338 | \$ 38,218 | \$ 67,246 | \$ 196,777 | \$ 541,835 |

| | |
|--------------------------------|--------------------|
| CMS TRANSPORTS ON -HOLD | |
| TOTAL | \$ 2,883.04 |

CLSD RUN DATA for the PRECEEDING 12 MONTHS

ALL SHADED COLUMNS ARE PREVIOUS YEAR DATA

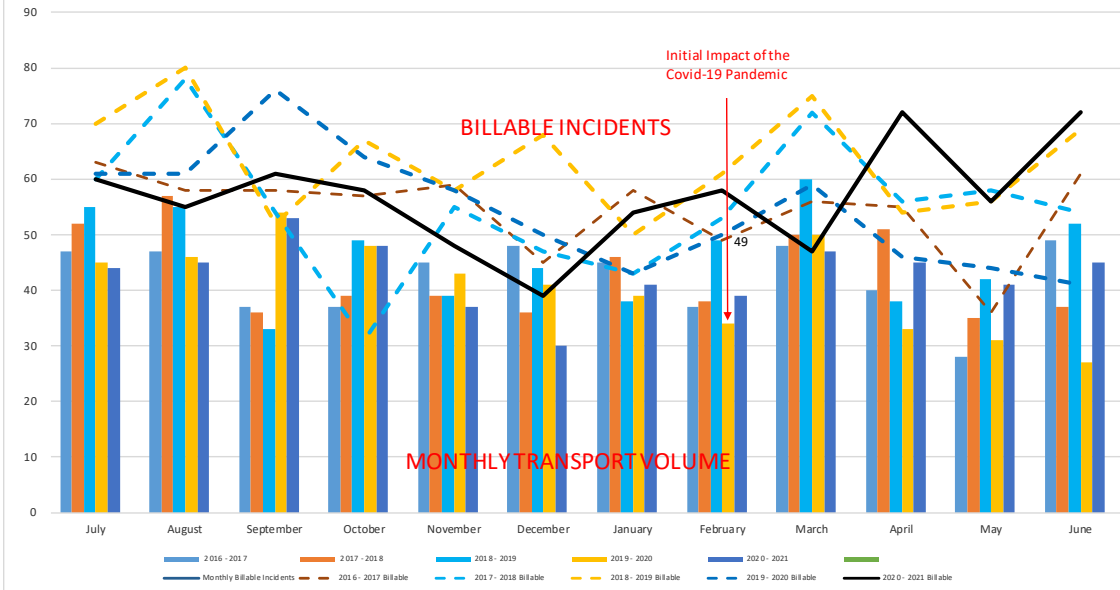
| MONTH <small>MOST CURRENT ON TOP</small> | INCIDENT | | PCR | | RESIDEN | | ALS | | DAYTIME | | NIGHT | | TOTAL | | LANDING | | DRY RUN | | T&R | | TO RCMS | | FROM RCMS | | | |
|---|------------------|------------|---------------------|------------|--------------|---------|-----------------------|------------|--------------------|------------|--------------------|------------|--------------|------------|---|--------------------|---------|---|---------|------------|---------|------------|-----------|------------|---------|------------|
| | Dispatched calls | | PATIENT CARE RECORD | | RESI-DENT | NON RES | ADVANCED LIFE SUPPORT | | 9:00 AM TO 9:00 PM | | 9:00 PM TO 9:00 AM | | TRANSPORTS | |  | CANCELLED ON ROUTE | |  | ALS | | ALS | | BLS | | | |
| | Current | Year Prior | Current | Year Prior | Current Year | | Current | Year Prior | Current | Year Prior | Current | Year Prior | Current | Year Prior | Current | Year Prior | Current | Year Prior | Current | Year Prior | Current | Year Prior | Current | Year Prior | Current | Year Prior |
| 21-Jun | 91 | 47 | 74 | 42 | 55 | 19 | 58 | 27 | 67 | | 24 | | 45 | 27 | 8 | 5 | 14 | 5 | 20 | 15 | 1 | 0 | 11 | 7 | 0 | 0 |
| 21-May | 74 | 67 | 56 | 38 | 43 | 13 | 31 | 29 | 57 | | 16 | | 41 | 30 | 10 | 7 | 17 | 18 | 15 | 27 | 0 | 1 | 6 | 10 | 1 | 1 |
| 21-Apr | 88 | 65 | 72 | 44 | 67 | 5 | 37 | 31 | 67 | | 21 | | 45 | 33 | 7 | 4 | 18 | 10 | 27 | 11 | 1 | 1 | 10 | 6 | 1 | 2 |
| 21-Mar | 61 | 73 | 47 | 61 | 44 | 3 | 47 | 47 | 43 | | 18 | | 47 | 49 | 6 | 6 | 14 | 10 | 15 | 10 | 1 | 3 | 7 | 14 | 0 | 0 |
| 21-Feb | 80 | 69 | 59 | 47 | 49 | 9 | 49 | 30 | 55 | | 25 | | 39 | 34 | 5 | 1 | 18 | 16 | 20 | 16 | 1 | 1 | 5 | 11 | 0 | 0 |
| 44217 | 67 | 64 | 54 | 49 | 29 | 12 | 41 | 30 | 64 | | 3 | | 41 | 39 | 7 | 6 | 17 | 14 | 13 | 11 | 5 | 1 | 3 | 8 | 0 | 0 |
| 20-Dec | 60 | 67 | 43 | 51 | 37 | 2 | 30 | 36 | 43 | | 17 | | 30 | 40 | 5 | 4 | 18 | 7 | 13 | 11 | 0 | 1 | 5 | 10 | 0 | 0 |
| 20-Nov | 64 | 84 | 49 | 63 | 41 | 7 | 37 | 47 | 51 | | 13 | | 37 | 48 | 8 | 9 | 14 | 22 | 12 | 11 | 1 | 0 | 6 | 13 | 0 | 0 |
| 20-Oct | 84 | 84 | 63 | 58 | 54 | 16 | 47 | 47 | 68 | | 16 | | 48 | 48 | 9 | 7 | 22 | 17 | 11 | 16 | 0 | 2 | 13 | 11 | 0 | 0 |
| 20-Sep | 84 | 94 | 63 | 66 | 43 | 18 | 53 | 51 | 64 | | 16 | | 53 | 54 | 15 | 12 | 17 | 20 | 10 | 23 | 1 | 0 | 9 | 13 | 0 | 1 |
| 20-Aug | 79 | 85 | 56 | 61 | 57 | 9 | 45 | 41 | 63 | | 16 | | 45 | 45 | 5 | 11 | 22 | 22 | 11 | 13 | 3 | 1 | 14 | 13 | 0 | 3 |
| 20-Jul | 79 | 84 | 57 | 61 | 53 | 14 | 44 | 45 | 63 | | 16 | | 44 | 45 | 7 | 9 | 18 | 11 | 13 | 16 | 2 | 2 | 19 | 11 | 0 | 0 |
| | 911 | 883 | 693 | 641 | 572 | 127 | 519 | 461 | 705 | 0 | 201 | 0 | 515 | 492 | 92 | 81 | 209 | 172 | 180 | 180 | 16 | 13 | 108 | 127 | 2 | 7 |
| | Dispatched | | PCR | | RES / NONRES | | ALS | | Daytime | | Night | | T:Transports | | LZ | | DRY RUN | | T&R | | TO RCMS | | FROM RCMS | | | |

MONTHLY AMBULANCE DATA

| Monthly Transports | July | August | September | October | November | December | January | February | March | April | May | June |
|--------------------|------|--------|-----------|---------|----------|----------|---------|----------|-------|-------|-----|------|
| 2015 - 2016 | 52 | 39 | 39 | 34 | 28 | 35 | 47 | 29 | 49 | 38 | 57 | 42 |
| 2016 - 2017 | 47 | 47 | 37 | 37 | 45 | 48 | 45 | 37 | 48 | 40 | 28 | 49 |
| 2017 - 2018 | 52 | 57 | 36 | 39 | 39 | 36 | 46 | 38 | 50 | 51 | 35 | 37 |
| 2018 - 2019 | 55 | 55 | 33 | 49 | 39 | 44 | 38 | 49 | 60 | 38 | 42 | 52 |
| 2019 - 2020 | 45 | 46 | 54 | 48 | 43 | 41 | 39 | 34 | 50 | 33 | 31 | 27 |
| 2020 - 2021 | 44 | 45 | 53 | 48 | 37 | 30 | 41 | 39 | 47 | 45 | 41 | 45 |

| Monthly Billable Incidents | July | August | September | October | November | December | January | February | March | April | May | June |
|----------------------------|------|--------|-----------|---------|----------|----------|---------|----------|-------|-------|-----|------|
| 2016 - 2017 Billable | 63 | 58 | 58 | 57 | 59 | 45 | 58 | 49 | 56 | 55 | 36 | 61 |
| 2017 - 2018 Billable | 60 | 78 | 54 | 31 | 55 | 47 | 43 | 53 | 72 | 56 | 58 | 54 |
| 2018 - 2019 Billable | 70 | 80 | 52 | 67 | 58 | 68 | 50 | 61 | 75 | 54 | 56 | 69 |
| 2019 - 2020 Billable | 61 | 61 | 76 | 64 | 58 | 50 | 43 | 50 | 59 | 46 | 44 | 41 |
| 2020 - 2021 Billable | 60 | 55 | 61 | 58 | 48 | 39 | 54 | 58 | 47 | 72 | 56 | 72 |

Monthly Transport & Billable Incident Volume by FY



CUMULATIVE AMBULANCE DATA

| Cumulative Transports | July | August | September | October | November | December | January | February | March | April | May | June |
|-----------------------|------|--------|-----------|---------|----------|----------|---------|----------|-------|-------|-----|------|
| 2015 - 2016 | 52 | 91 | 130 | 164 | 192 | 227 | 274 | 303 | 352 | 390 | 447 | 489 |
| 2016 - 2017 | 47 | 94 | 131 | 168 | 213 | 261 | 306 | 343 | 391 | 431 | 459 | 508 |
| 2017 - 2018 | 52 | 109 | 145 | 184 | 223 | 259 | 304 | 343 | 393 | 444 | 479 | 516 |
| 2018 - 2019 | 55 | 110 | 143 | 192 | 231 | 275 | 313 | 362 | 422 | 460 | 502 | 554 |
| 2019 - 2020 | 45 | 91 | 145 | 193 | 236 | 277 | 316 | 350 | 400 | 433 | 495 | 491 |
| 2020 - 2021 | 44 | 89 | 142 | 190 | 227 | 257 | 298 | 337 | 384 | 429 | 497 | 542 |

| Cumulative Billable Incidents | July | August | September | October | November | December | January | February | March | April | May | June |
|-------------------------------|------|--------|-----------|---------|----------|----------|---------|----------|-------|-------|-----|------|
| 2016 - 2017 Billable | 63 | 121 | 179 | 236 | 295 | 340 | 398 | 447 | 503 | 558 | 594 | 655 |
| 2017 - 2018 Billable | 60 | 138 | 192 | 223 | 278 | 325 | 368 | 421 | 493 | 549 | 607 | 661 |
| 2018 - 2019 Billable | 70 | 150 | 202 | 269 | 327 | 395 | 445 | 506 | 581 | 635 | 691 | 760 |
| 2019 - 2020 Billable | 61 | 122 | 198 | 262 | 320 | 370 | 413 | 462 | 521 | 554 | 637 | 639 |
| 2020 - 2021 Billable | 60 | 115 | 176 | 234 | 282 | 311 | 365 | 423 | 470 | 552 | 661 | 733 |

CUMULATIVE Transport & Billable Incident Volume by FY

