

COAST LIFE SUPPORT DISTRICT

P.O. Box 1056, Gualala, CA 95445

Tel: (707) 884-1829 Fax: 884-9119

AGENDA

REGULARLY SCHEDULED MEETING OF THE BOARD OF DIRECTORS

38901 Ocean Drive, Gualala, CA 95445 – Bill Platt Training Room

>>> **Monday August 23, 2021 – 4 PM**<<<

Due to Covid Precautions starting on July 23, all attendees must be masked. Board meetings will also be available via teleconference.

Meeting Link: <https://clsd.my.webex.com/clsd.my/j.php?MTID=mca15b86ed9ef68aa55820f12694f9fcb>

1. Call to Order Beaty
2. Adoption of the agenda Beaty
3. Minutes Approval:
 - a. July 26th Board Meeting Beaty
4. Privilege of the floor Beaty
5. New Business Beaty
6. Reports:
 - a. RCMS updates Tilles
 - b. Finance: YTD Tilles/Crowl
 - i. Ambulance revenue – Wittman YTD
 - ii. Expenses
 - c. Communication Committee Bower/André
 - i. Branding
 - d. Ad Hoc HR/Personnel Committee Paterson
 - i. HR and Job Descriptions Update
 - ii. CLSD Website Update
7. Other:
 - a. Captain's Report Golly
 - b. Call of the Month
 - c. BOD December Scheduled Meeting Crowl
8. Shout out: Open
 - a. Clara Frost from Finance Committee meeting
9. **NEXT MEETINGS:** Scheduled Board of Director meetings are held routinely on the 4th Monday of the month at 4:00 PM at the CLSD Bill Platt Training Center unless otherwise noted. Upcoming meetings are:

September 27th, 2021
October 25th, 2021
November 22nd, 2021
10. Adjourn



MINUTES OF THE MEETING OF THE BOARD OF DIRECTORS
4:00 PM, June 28th, 2021 Meeting

Call to Order: President Beaty called the meeting to order at 4:03 PM at the Bill Platt Training Room. Present were Directors: André, Bower, Paterson, Schwartz, Tilles, Tittle. Also present: District Administrator Dave Crowl, Captain Bronwyn Golly, Captain Chris Ottolini, Bookkeeper Clara Frost.

Adoption of the Agenda: Director Paterson moved to adopt the agenda as written, seconded by Director Tittle, All ayes.

Approval of Minutes: Director André moved to approve the May 24th 2021 meeting with spelling corrections and was seconded by Director Schwartz. All ayes.

Privilege of the Floor: none.

Show of support for Justin Wicker: A donation fund has been set up for Justin Wicker who is a family member and victim of a hate crime. He is now thankfully in stable condition. The donation goal is \$100k.

CLSD Operations- year in review: Dave highlighted events and members of our staff added in 2021. Chris Ottolini reported the many achievements for the first year of the grant funded training program.

Reports:

- a. RCMS updates: Director Tilles briefed the board of the RCMS meetings.
- b. Finance: YTD
 - i. Ambulance Revenue – Wittman YTD: Net payments total for June 2021 was \$78,282 with A/R of \$541,835.
 - ii. Expenses – Expenses remain within budgeted range.
- c. MHA Quarterly Report: Presented by Director Tittle. CLSD highlighted with increasing partnership on many joint programs.
- d. Communication Committee:
 - i. Branding: Director André continues to work on a name for CLSD's ambulance segment.
- e. Ad Hoc HR/Personnel Committee:
 - i. HR and Job Description Update: Job descriptions are being drafted
 - ii. CLSD Website Update: Blake More has been chosen to redesign and maintain our website. Yay Blake!

Shout out: Director Paterson to Chris Ottolini for his fine work managing such an extensive training program and to the crew that revived a severe asthmatic en route to the hospital. Michael Tilles to our retirees Malay Thaker, Ron Miles and David Caley.

Closed Session: District Administrator Assessment- open 5:13, adjourn 5:27

Next Meeting: the 4th Monday of the month at 4 PM

- August 23rd
- September 27th
- October 25th

Adjournment: Adjourned at 5:27 PM

Minutes Approved:

_____(Date)_____

CLSD AMBULANCE REVENUE

	A	B	C	D	E	F	G	H	I	J	K	L	M
	BILLABLE INCIDENTS	CHARGES	MCARE WRITE DOWNS	MCAL WRITE DOWNS	OTHER CONTRACTUAL WRITE DOWNS	NET CHARGES	PAYMENTS	REFUNDS	NET PAYMENTS	BAD DEBT WRITE OFFS	OTHER WRITE OFFS	ADJ	NEW A/R BALANCE
FY21													
AUG '20	55	\$ 250,373	\$ 110,193	\$ 38,146	\$ 4,986	\$ 97,048	\$ 71,580	\$ 1,154	\$ 70,426	\$ -	\$ (0.19)	\$ -	\$ 431,882
SEPT '20	61	\$ 252,324	\$ 96,311	\$ 43,517	\$ 7,999	\$ 104,497	\$ 68,602	\$ -	\$ 68,602	\$ -	\$ 4,929	\$ -	\$ 462,848
OCT '20	58	\$ 253,498	\$ 99,962	\$ 39,992	\$ 2,269	\$ 111,276	\$ 70,665	\$ -	\$ 70,665	\$ -	\$ -	\$ -	\$ 503,459
NOV '20	48	\$ 204,221	\$ 75,028	\$ 47,860	\$ 2,579	\$ 78,754	\$ 95,678	\$ -	\$ 95,678	\$ -	\$ -	\$ 96	\$ 486,631
DEC '20	39	\$ 156,802	\$ 94,882	\$ 10,651	\$ 21,820	\$ 29,449	\$ 54,496	\$ -	\$ 54,496	\$ -	\$ -	\$ -	\$ 461,583
JAN'21	58	\$ 237,442	\$ 106,998	\$ 41,155	\$ 11,841	\$ 77,448	\$ 60,700	\$ -	\$ 60,700	\$ -	\$ -	\$ 158	\$ 478,489
FEB'21	57	\$ 211,610	\$ 77,196	\$ 32,249	\$ 333	\$ 101,832	\$ 36,867	\$ 7,839	\$ 29,028	\$ -	\$ 1,044	\$ -	\$ 550,249
MAR'21	44	\$ 165,670	\$ 62,820	\$ 36,698	\$ 8,928	\$ 57,223	\$ 75,587	\$ 330	\$ 75,257	\$ 40,118	\$ 20,365	\$ -	\$ 471,732
APR'21	73	\$ 239,711	\$ 114,324	\$ 79,460	\$ 7,988	\$ 37,939	\$ 41,009	\$ 3,576	\$ 37,433	\$ -	\$ 2,911	\$ -	\$ 469,328
MAY'21	56	\$ 218,020	\$ 92,787	\$ 38,089	\$ 5,911	\$ 81,233	\$ 47,754	\$ 210	\$ 47,544	\$ -	\$ 245	\$ 15	\$ 502,786
JUN'21	74	\$ 288,211	\$ 111,710	\$ 57,174	\$ 1,996	\$ 117,330	\$ 78,282	\$ -	\$ 78,282	\$ -	\$ -	\$ -	\$ 541,835
FY22													
JUL'22	67	\$ 273,034	\$ 121,870	\$ 72,489	\$ 1,783	\$ 76,892	\$ 72,141	\$ -	\$ 72,141	\$ -	\$ 1,150	\$ 53	\$ 545,489

JULY '20	60	\$ 234,039	\$ 100,164	\$ 39,824	\$ 11,326	\$ 82,725	\$ 53,954	\$ 250	\$ 53,704	\$ 9,460	\$ 3,477	\$ 243	\$ 405,260
----------	----	------------	------------	-----------	-----------	-----------	-----------	--------	-----------	----------	----------	--------	------------

FY To Date	67	\$ 273,034	\$ 121,870	\$ 72,489	\$ 1,783	\$ 76,892	\$ 72,141	\$ -	\$ 72,141	\$ -	\$ 1,150	\$ 53
Last 12 Months	690	\$ 2,750,915	\$ 1,164,080	\$ 537,479	\$ 78,434	\$ 970,921	\$ 773,361	\$ 13,109	\$ 760,252	\$ 40,118	\$ 30,644	\$ 322

Monthly Average FY To Date	67	\$ 273,034	\$ 121,870	\$ 72,489	\$ 1,783	\$ 76,892	\$ 72,141	\$ -	\$ 72,141	\$ -	\$ 1,150	\$ 53
Monthly Average Last 12 Months	58	\$ 229,243	\$ 97,007	\$ 44,790	\$ 6,536	\$ 80,910	\$ 64,447	\$ 1,092	\$ 63,354	\$ 3,343	\$ 2,554	\$ 27

AGING (325)							
Month	Current (68)	31-60 (34)	61-90 (27)	91-120 (29)	121-180 (52)	180+ (115)	Balance
JULY	\$ 88,621	\$ 116,395	\$ 27,810	\$ 34,057	\$ 65,608	\$ 212,997	\$ 545,489

CMS TRANSPORTS ON -HOLD	
TOTAL	\$ 2,883.04

JULY 6 CLAIMS ALL IN FY21

Coast Life Support District
Profit & Loss Budget Overview FY21
July 2021

	Jul 21	Budget	\$ Over Budget	% of Budget
Ordinary Income/Expense				
Income				
4000 · CLSD Special Taxes	177,042.50	177,042.50	0.00	100.0%
4100 · Interest Revenue	0.00	0.00	0.00	0.0%
4200 · Ambulance Revenue	75,741.64	66,030.50	9,711.14	114.7% ¹
4400 · Miscellaneous Revenue	584.91	1,666.63	-1,081.72	35.1%
4410 · Intergovernmental Transport(IGT)	0.00	20,833.26	-20,833.26	0.0%
4500G · Training Grant Revenue	22,390.16	16,666.63	5,723.53	134.3% ²
Total Income	275,759.21	282,239.52	-6,480.31	97.7%
Gross Profit	275,759.21	282,239.52	-6,480.31	97.7%
Expense				
5000 · Wages and Benefits	187,853.23	154,732.23	33,121.00	121.4% ³
5000G · Wages & Benefits-Training Grant	22,390.16	14,988.35	7,401.81	149.4% ⁴
6000 · Ambulance Operations	10,123.70	14,576.80	-4,453.10	69.5%
6000G · Training Grant Operations	0.00	2,408.26	-2,408.26	0.0%
66000 · Payroll Expenses	0.00	0.00	0.00	0.0%
6700 · Overhead/Administration	9,287.35	17,137.50	-7,850.15	54.2%
6700G · Overhead/Administration-T.Grant	0.00	208.37	-208.37	0.0%
6971 · IGT	0.00	0.00	0.00	0.0%
7000 · Urgent Care	69,333.16	69,333.13	0.03	100.0%
8000 · Interest Expense	0.00	66.63	-66.63	0.0%
9000 · Other Expenses	0.00	0.00	0.00	0.0%
9500 · Depreciation Expense	8,784.62	8,784.62	0.00	100.0%
Total Expense	307,772.22	282,235.89	25,536.33	109.0%
Net Ordinary Income	-32,013.01	3.63	-32,016.64	-881,901.1%
Net Income	-32,013.01	3.63 ⁵	-32,016.64	-881,901.1%

1:20 PM

08/12/21

Accrual Basis

Coast Life Support District
Profit & Loss Budget Overview FY21
July 2021

1. NET BILLING: *Ref Wittman YTD Report (acc 4220 + Column F minus H/K/L)
.....
2. 3rd payroll in moth of July (1st PR hits 7-1-21 but is the last payroll of FY21)
.....
3. 3rd payroll in moth of July (1st PR hits 7-1-21 but is the last payroll of FY21). PR#26: ~77K (belongs to FY21)
.....
4. 3rd payroll in moth of July (1st PR hits 7-1-21 but is the last payroll of FY21)
.....
5. CLSD is a Break Even Budget: will zero out by EOY
.....

Coast Life Support District
Profit & Loss Budget Overview FY21
July 2021

	Jul 21	Budget	\$ Over Budget	% of Budget
Ordinary Income/Expense				
Income				
4000 · CLSD Special Taxes				
4001 · Mendocino County Taxes	100,790.38	100,790.38	0.00	100.0%
4002 · Sonoma County Taxes	76,252.12	76,252.12	0.00	100.0%
Total 4000 · CLSD Special Taxes	177,042.50	177,042.50	0.00	100.0%
4100 · Interest Revenue	0.00	0.00	0.00	0.0%
4200 · Ambulance Revenue	75,741.64	66,030.50	9,711.14	114.7% ¹
4400 · Miscellaneous Revenue	584.91	1,666.63	-1,081.72	35.1%
4410 · Intergovernmental Transport(IGT)	0.00	20,833.26	-20,833.26	0.0%
4500G · Training Grant Revenue	22,390.16	16,666.63	5,723.53	134.3% ²
Total Income	275,759.21	282,239.52	-6,480.31	97.7%
Gross Profit	275,759.21	282,239.52	-6,480.31	97.7%
Expense				
5000 · Wages and Benefits	187,853.23	154,732.23	33,121.00	121.4% ³
5000G · Wages & Benefits-Training Grant	22,390.16	14,988.35	7,401.81	149.4% ⁴
6000 · Ambulance Operations	10,123.70	14,576.80	-4,453.10	69.5%
6000G · Training Grant Operations	0.00	2,408.26	-2,408.26	0.0%
66000 · Payroll Expenses	0.00	0.00	0.00	0.0%
6700 · Overhead/Administration	9,287.35	17,137.50	-7,850.15	54.2%
6700G · Overhead/Administration-T.Grant				
6730G · Consultants	0.00	208.37	-208.37	0.0%
6795G · Travel & Conferences	0.00	0.00	0.00	0.0%
6970G · Meals (annual conference)	0.00	0.00	0.00	0.0%
Total 6700G · Overhead/Administration-T.Grant	0.00	208.37	-208.37	0.0%
6971 · IGT	0.00	0.00	0.00	0.0%
7000 · Urgent Care	69,333.16	69,333.13	0.03	100.0%
8000 · Interest Expense	0.00	66.63	-66.63	0.0%
9000 · Other Expenses	0.00	0.00	0.00	0.0%
9500 · Depreciation Expense	8,784.62	8,784.62	0.00	100.0%
Total Expense	307,772.22	282,235.89	25,536.33	109.0%
Net Ordinary Income	-32,013.01	3.63	-32,016.64	-881,901.1%
Net Income	-32,013.01	3.63 ⁵	-32,016.64	-881,901.1%

1:07 PM

08/12/21



Accrual Basis

Coast Life Support District Profit & Loss Budget Overview FY21 July 2021

1. NET BILLING: *Ref Wittman YTD Report (acc 4220 + Column F minus H/K/L)
.....
2. 3rd payroll in moth of July (1st PR hits 7-1-21 but is the last payroll of FY21)
.....
3. 3rd payroll in moth of July (1st PR hits 7-1-21 but is the last payroll of FY21). PR#26: ~77K (belongs to FY21)
.....
4. 3rd payroll in moth of July (1st PR hits 7-1-21 but is the last payroll of FY21)
.....
5. CLSD is a Break Even Budget: will zero out by EOY
.....

CLSD RUN DATA for the PRECEEDING 12 MONTHS

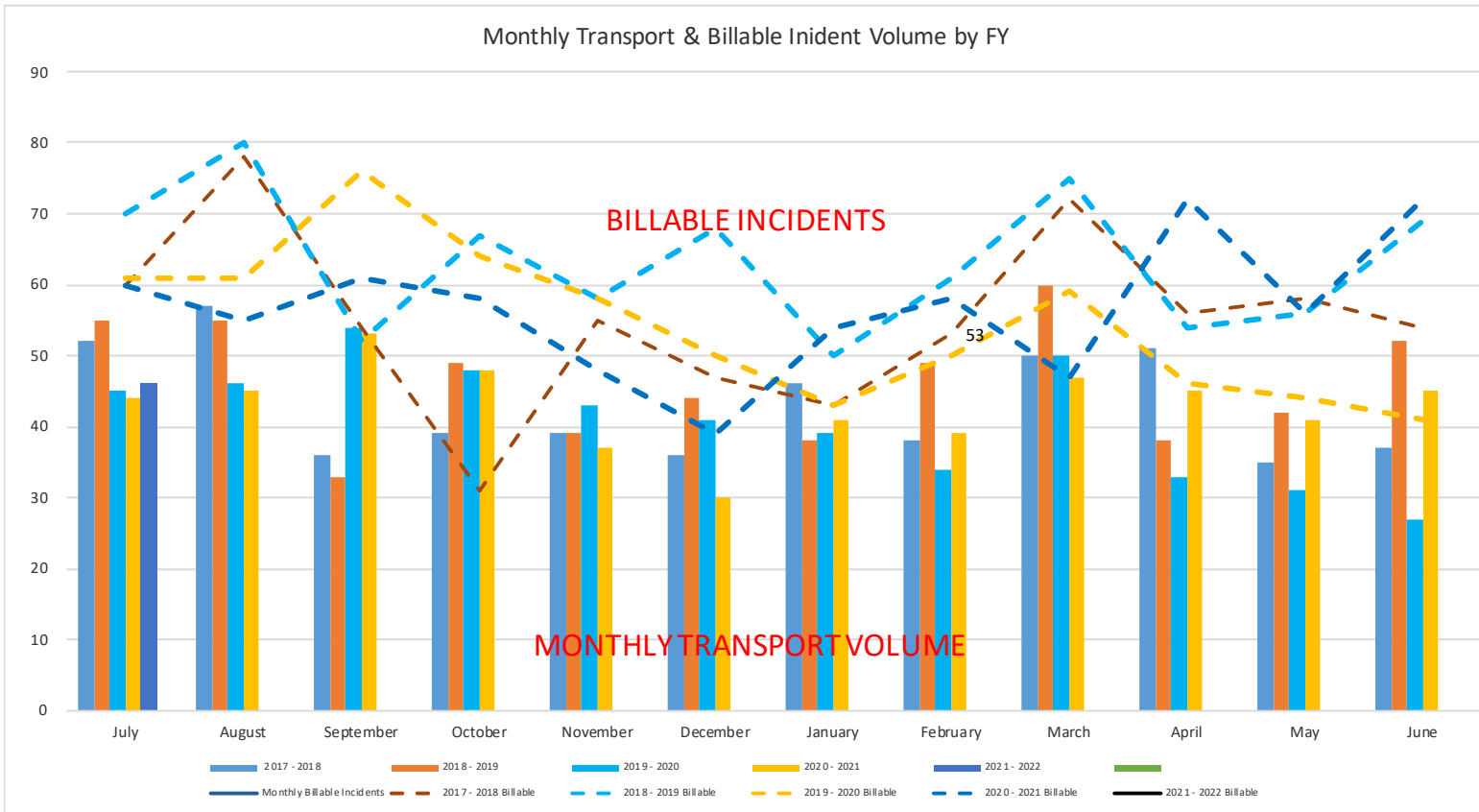
ALL SHADED COLUMNS ARE PREVIOUS YEAR DATA

MONTH <small>MOST CURRENT ON TOP</small>	INCIDENT		PCR		RESIDEN		ALS		DAYTIME		NIGHT		TOTAL		LANDING		DRY RUN		T&R		TO RCMS		FROM RCMS			
	Dispatched calls		PATIENT CARE RECORD		RESI-DENT	NON RES	ADVANCED LIFE SUPPORT		9:00 AM TO 9:00 PM		9:00 PM TO 9:00 AM		TRANSPORTS			CANCELLED ON ROUTE			ALS		ALS		BLS			
	Current	Year Prior	Current	Year Prior	Current Year		Current	Year Prior	Current	Year Prior	Current	Year Prior	Current	Year Prior	Current	Year Prior	Current	Year Prior	Current	Year Prior	Current	Year Prior	Current	Year Prior	Current	Year Prior
21-Jul	93	84	68	61	52	16	44	45	60	63	33	16	46	45	4	9	13	11	17	16	1	2	4	11	0	0
21-Jun	91	47	74	42	55	19	58	27	67		24		45	27	8	5	14	5	20	15	1	0	11	7	0	0
21-May	74	67	56	38	43	13	31	29	57		16		41	30	10	7	17	18	15	27	0	1	6	10	1	1
21-Apr	88	65	72	44	67	5	37	31	67		21		45	33	7	4	18	10	27	11	1	1	10	6	1	2
21-Mar	61	73	47	61	44	3	47	47	43		18		47	49	6	6	14	10	15	10	1	3	7	14	0	0
44248	80	69	59	47	49	9	49	30	55		25		39	34	5	1	18	16	20	16	1	1	5	11	0	0
44217	67	64	54	49	29	12	41	30	64		3		41	39	7	6	17	14	13	11	5	1	3	8	0	0
20-Dec	60	67	43	51	37	2	30	36	43		17		30	40	5	4	18	7	13	11	0	1	5	10	0	0
20-Nov	64	84	49	63	41	7	37	47	51		13		37	48	8	9	14	22	12	11	1	0	6	13	0	0
20-Oct	84	84	63	58	54	16	47	47	68		16		48	48	9	7	22	17	11	16	0	2	13	11	0	0
20-Sep	84	94	63	66	43	18	53	51	64		16		53	54	15	12	17	20	10	23	1	0	9	13	0	1
20-Aug	79	85	56	61	57	9	45	41	63		16		45	45	5	11	22	22	11	13	3	1	14	13	0	3
	925	883	704	641	571	129	519	461	702	63	218	16	517	492	89	81	204	172	184	180	15	13	93	127	2	7
	Dispatched		PCR		RES / NONRES		ALS		Daytime		Night		T:Transports		LZ		DRY RUN		T&R		TO RCMS		FROM RCMS			

MONTHLY AMBULANCE DATA

Monthly Transports	July	August	September	October	November	December	January	February	March	April	May	June
2016 - 2017	47	47	37	37	45	48	45	37	48	40	28	49
2017 - 2018	52	57	36	39	39	36	46	38	50	51	35	37
2018 - 2019	55	55	33	49	39	44	38	49	60	38	42	52
2019 - 2020	45	46	54	48	43	41	39	34	50	33	31	27
2020 - 2021	44	45	53	48	37	30	41	39	47	45	41	45
2021 - 2022	46											

Monthly Billable Incidents	July	August	September	October	November	December	January	February	March	April	May	June
2017 - 2018 Billable	60	78	54	31	55	47	43	53	72	56	58	54
2018 - 2019 Billable	70	80	52	67	58	68	50	61	75	54	56	69
2019 - 2020 Billable	61	61	76	64	58	50	43	50	59	46	44	41
2020 - 2021 Billable	60	55	61	58	48	39	54	58	47	72	56	72
2021 - 2022 Billable	68											



Runs by Response Request

Response Type Of Service Requested (eResponse.05)	Number of Runs	Percent of Total Runs
911 Response (Scene)	89	95.70%
Interfacility Transport	4	4.30%
Total: 93		Total: 100.00%

Runs by Dispatch Reason

Incident Complaint Reported By Dispatch (eDispatch.01)	Number of Runs	Percent of Total Runs
Traffic/Transportation Incident	16	17.20%
Falls	13	13.98%
Sick Person	11	11.83%
Unknown Problem/Person Down	8	8.60%
Interfacility Transfer	6	6.45%
Abdominal Pain/Problems	5	5.38%
Breathing Problem	5	5.38%
Chest Pain (Non-Traumatic)	5	5.38%
Overdose/Poisoning/Ingestion	4	4.30%
Unconscious/Fainting/Near-Fainting	4	4.30%
Hemorrhage/Laceration	3	3.23%
Medical Alarm	3	3.23%
Psychiatric Problem/Abnormal Behavior/Suicide Attempt	2	2.15%
Animal Bite	1	1.08%
Cardiac Arrest/Death	1	1.08%
Convulsions/Seizure	1	1.08%
Drowning/Diving/SCUBA Accident	1	1.08%
Headache	1	1.08%
Heat/Cold Exposure	1	1.08%
Traumatic Injury	1	1.08%
Well Person Check	1	1.08%
Total: 93		Total: 100.00%

Runs by Response Disposition

Disposition Incident Patient Disposition (eDisposition.12)	Number of Runs	Percent of Total Runs
Treated, Transported by this EMS Unit	46	49.46%
Canceled Enroute - No Patient Contact	13	13.98%
Against Medical Advice (AMA)	12	12.90%
Canceled on Scene - No Patient Contact	8	8.60%
Released at Scene (RAS)	5	5.38%
Transported to Landing Zone, Care Transferred	4	4.30%
Canceled/Dispatch Error (Prior to En Route)	3	3.23%
Canceled (Request Transferred to Another Unit)	1	1.08%
Field Pronouncement – No Interventions	1	1.08%
Total: 93		Total: 100.00%

Runs by Provider Impression

Situation Provider Primary Impression (eSituation.11)	Number of Runs	Percent of Total Runs
	25	26.88%
Pain (G89.1)	11	11.83%
Traumatic Injury (T14.90)	11	11.83%
Abdominal Pain / Problems (R10.84)	8	8.60%
Altered Level of Consciousness (R41.82)	5	5.38%
Respiratory Distress - Unspecified (J80)	5	5.38%
Alcohol Intoxication (F10.92)	3	3.23%
Chest Pain - Suspected Cardiac (I20.9)	3	3.23%
Cardiac Dysrhythmia - Tachycardia (R00.0)	2	2.15%
Dizziness / Vertigo (R42)	2	2.15%

Situation Provider Primary Impression (eSituation.11)	Number of Runs	Percent of Total Runs
Epistaxis (Non-Traumatic) (R04.0)	2	2.15%
Weakness (General) (R53.1)	2	2.15%
Anxiety / Emotional Upset (F41.9)	1	1.08%
Cardiac - STEMI (I21.3)	1	1.08%
Cardiac Arrest (I46.9)	1	1.08%
Chest Pain - Non-cardiac (R07.89)	1	1.08%
Environment - Hyperthermia / Heat Injury (T67.0)	1	1.08%
Fever (R50.9)	1	1.08%
Headache (R51)	1	1.08%
Nausea / Vomiting (R11.2)	1	1.08%
No Apparent Illness/Injury (Adult) (Z00.00)	1	1.08%
No Apparent Illness/Injury (Pediatric) (Z00.129)	1	1.08%
OB / Pregnancy Related Complication (O99)	1	1.08%
Respiratory Distress - Bronchospasm (J98.01)	1	1.08%
Sepsis (A41.9)	1	1.08%
Syncope/Near Syncope (R55)	1	1.08%
	Total: 93	Total: 100.00%

Report Criteria

Agency Name (Dagency.03): Is In Coast Life Support District Ambulance

Incident Date: Is Between 7/1/2021 and 7/31/2021

Runs by Response Request

Response Type Of Service Requested (eResponse.05)	Number of Runs	Percent of Total Runs
911 Response (Scene)	62	79.49%
Interfacility Transport	16	20.51%
Total: 78		Total: 100.00%

Runs by Dispatch Reason

Incident Complaint Reported By Dispatch (eDispatch.01)	Number of Runs	Percent of Total Runs
Falls	13	16.67%
Interfacility Transfer	13	16.67%
Traffic/Transportation Incident	8	10.26%
Abdominal Pain/Problems	5	6.41%
Breathing Problem	5	6.41%
Convulsions/Seizure	5	6.41%
Unknown Problem/Person Down	4	5.13%
Chest Pain (Non-Traumatic)	3	3.85%
Heart Problems/AICD	3	3.85%
Medical Alarm	3	3.85%
Burns/Explosion	2	2.56%
Psychiatric Problem/Abnormal Behavior/Suicide Attempt	2	2.56%
Sick Person	2	2.56%
Traumatic Injury	2	2.56%
Allergic Reaction/Stings	1	1.28%
Animal Bite	1	1.28%
Diabetic Problem	1	1.28%
Drowning/Diving/SCUBA Accident	1	1.28%
Eye Problem/Injury	1	1.28%
Overdose/Poisoning/Ingestion	1	1.28%
Stab/Gunshot Wound/Penetrating Trauma	1	1.28%
Stroke/CVA	1	1.28%
Total: 78		Total: 100.00%

Runs by Response Disposition

Disposition Incident Patient Disposition (eDisposition.12)	Number of Runs	Percent of Total Runs
Treated, Transported by this EMS Unit	37	47.44%
Against Medical Advice (AMA)	15	19.23%
Canceled Enroute - No Patient Contact	12	15.38%
Canceled on Scene - No Patient Contact	6	7.69%
Treated, Transferred Care to Another EMS Unit	4	5.13%
Transported to Landing Zone, Care Transferred	2	2.56%
Treated, Transferred to Aircraft At Scene	2	2.56%
Total: 78		Total: 100.00%

Runs by Provider Impression

Situation Provider Primary Impression (eSituation.11)	Number of Runs	Percent of Total Runs
	18	23.08%
Traumatic Injury (T14.90)	12	15.38%
Abdominal Pain / Problems (R10.84)	6	7.69%
Chest Pain - Suspected Cardiac (I20.9)	5	6.41%
No Apparent Illness/Injury (Adult) (Z00.00)	4	5.13%
Syncope/Near Syncope (R55)	4	5.13%
Altered Level of Consciousness (R41.82)	2	2.56%
Anxiety / Emotional Upset (F41.9)	2	2.56%
Burn (T30.0)	2	2.56%
Chest Pain - Non-cardiac (R07.89)	2	2.56%
Fever (R50.9)	2	2.56%

Situation Provider Primary Impression (eSituation.11)	Number of Runs	Percent of Total Runs
Overdose / Poisoning / Ingestion (F19)	2	2.56%
Pain (G89.1)	2	2.56%
Respiratory Distress - Unspecified (J80)	2	2.56%
Stroke/CVA (I63.9)	2	2.56%
Allergic Reaction (T78.40)	1	1.28%
Cardiac Dysrhythmia - Tachycardia (R00.0)	1	1.28%
COVID-19- Suspected- Pt meets criteria (U07.1)	1	1.28%
Diabetic - Hyperglycemia (E13.65)	1	1.28%
Dizziness / Vertigo (R42)	1	1.28%
Genitourinary System Issue (Urinary) (N39.9)	1	1.28%
Headache (R51)	1	1.28%
No Apparent Illness/Injury (Pediatric) (Z00.129)	1	1.28%
Respiratory Distress - Bronchospasm (J98.01)	1	1.28%
Seizure - Active (G40.901)	1	1.28%
Seizure - Post (G40.909)	1	1.28%
	Total: 78	Total: 100.00%

Report Criteria

Agency Name (Dagency.03): Is In Coast Life Support District Ambulance

Incident Date: Is Between 7/1/2020 and 7/31/2020

Ops Report 8-2021

Pluses and minuses

Injuries

One of our full-time paramedics broke his left fibula at the end of July (off duty) and recently had surgery requiring 9 pins and a plate attached. He will be off work for August and September and possibly longer.

A second employee, a part-time EMT, has been off work with injury as well with an anticipated return to work of the end of September.

Overtime

This has led to an increase of overtime for all of our fulltime staff, both paramedics and EMTs. And it will be reflected in the increase in payroll for July, August, and September.

I would like it noted that our staff has stepped up and are filling the open shifts and we have not had to decrease our level of coverage because of any staffing shortages. They have all done, and are doing, a great job.

New Hires

Matt Bold has stepped down to part-time and we have hired both Brenda Storm and Katherine Wells into fulltime EMT positions.

August 10 and 11 we held interviews for 2 part-time EMT positions to help bolster our current staff. We had 6 applicants and have hired and started training Sally Foster and Jack Horvitz. Bonnie Plakos, Chris Ottolini and myself moderated the interviews and I would like to acknowledged both of them for their assistance and time on this process.

New Ambulance

Our new ambulance is being built and has an ETA of early September. As that date becomes clearer I'll keep you updated.

Thank you

I received the following thank you acknowledgement from Fire Captain Red Miller regarding the good work of our crew, Tina and Katherine, and they, along with honestly the whole staff right now, are my shout out.